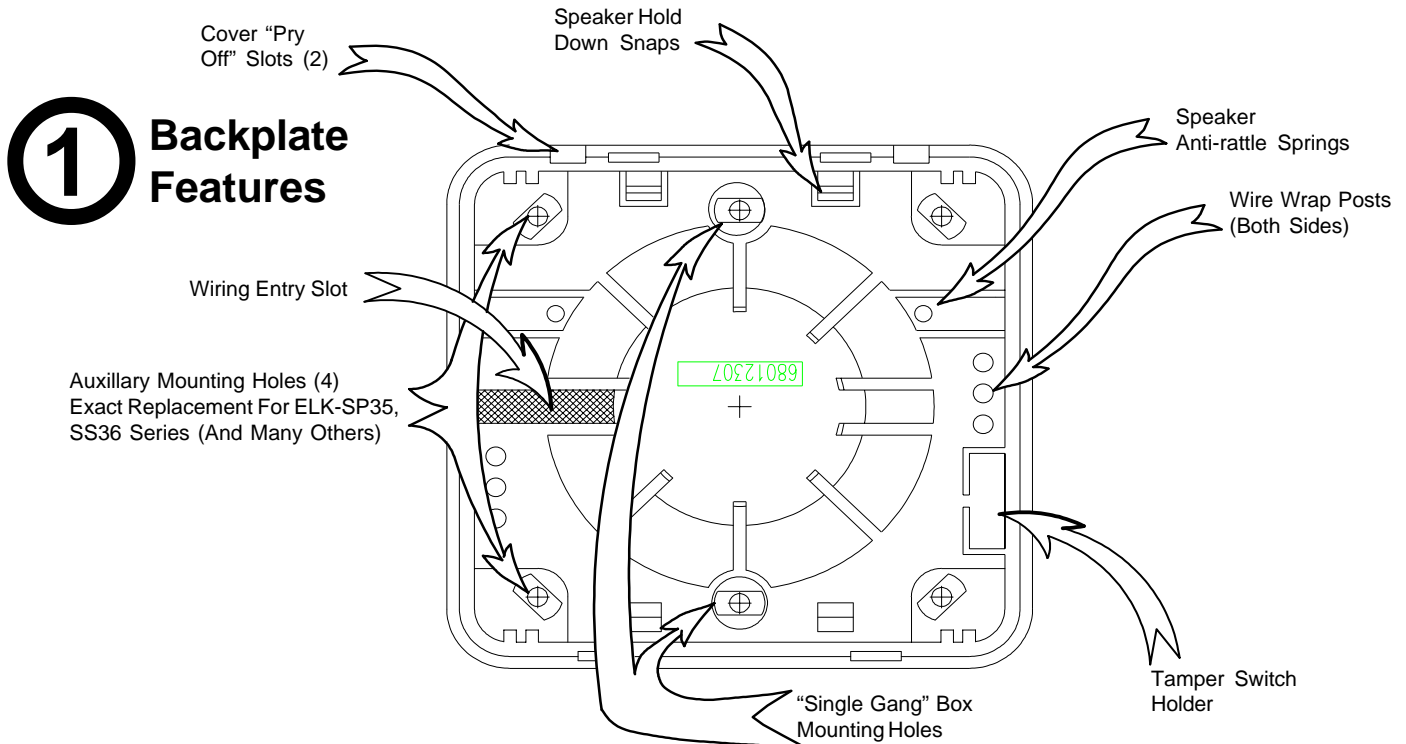
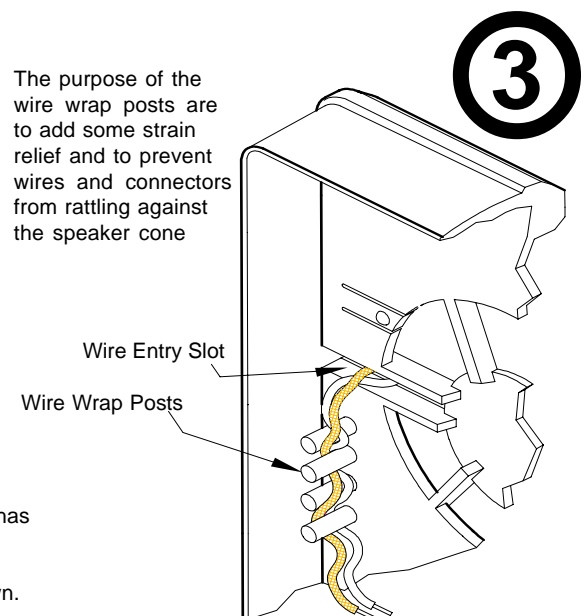
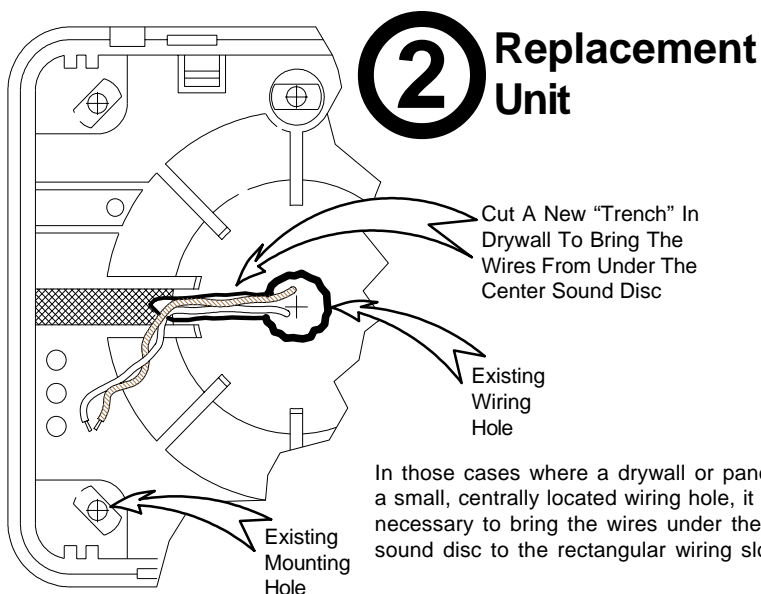


INSTALLATION AND INSTRUCTIONS



When replacing an existing ELK-SP35, SS36, or similar unit, the wiring condition shown below may be encountered



SEE REVERSE SIDE FOR MORE

**SPECIFICATIONS FOR ELK-73
SPEAKER ONLY**

Impedance: 8 Ohms
Power Rating: 20 Watts RMS
Cone Material: Weather resistant Mylar
Magnet: Oversize Ceramic
Case material: Paintable ABS
Mounting: Single gang box or universal four hole
Size: 4-9/16" x 4-5/16"

**SPECIFICATIONS FOR ELK-74
SIREN / SPEAKER**

Operating Voltage: 6-14 Volts D.C.
Sound Pressure Level: 100 db (14 Volts D.C. @ 1 meter)
Current Drain: 480 mA
Magnet: Oversize Ceramic
Case material: Paintable ABS
Mounting: Single gang box or universal four hole
Size: 4-9/16" x 4-5/16"

LIFETIME LIMITED WARRANTY

Elk Products, Inc. ("Manufacturer") warrants to the original purchaser (the "Customer") that the products it manufactures ("Product") shall be free from defects in material and workmanship at time of shipment. Manufacturer's obligations under this Limited Warranty shall be limited to repairing or replacing, at its option, free of charge, any product returned to Manufacturer freight prepaid. Manufacturer shall have no obligation under this Limited Warranty or otherwise if (1) the Product has been damaged by negligence, accident, mishandling, lightning or flood, or other Acts of God, (2) the Product has not been operated in accordance with its operating instructions, (3) the Product has been altered or repaired by anyone outside Manufacturer's authorized facilities (4) adaptations or accessories have been made or attached to the Product which, in Manufacturer's sole determination, have adversely affected its performance, safety or reliability. Products such as batteries and fused transformers have their own warranties, and are not included in this Limited Warranty. If a Product should malfunction or fail, contact Manufacturer or one of its authorized distributors for a Return Authorization (RA) number. Returned Products must include a complete description of the problem, along with the RA number clearly marked on outside of the package. Manufacturer will not be responsible for any unnecessary items included with any returned Product. THIS WARRANTY IS THE EXCLUSIVE WARRANTY FOR ANY PRODUCT. MANUFACTURER SPECIFICALLY DISCLAIMS ANY AND ALL OTHER WARRANTIES OF ANY KIND, EXPRESS OR IMPLIED, INCLUDING ANY WARRANTIES OF FITNESS FOR A PARTICULAR PURPOSE OR OF MERCHANTABILITY. MANUFACTURER SHALL NOT BE LIABLE IN TORT, INCLUDING NEGLIGENCE OR STRICT LIABILITY, AND SHALL HAVE NO LIABILITY AT ALL FOR INJURY TO PERSONS OR PROPERTY. MANUFACTURER'S LIABILITY FOR FAILURE TO FULFILL ITS OBLIGATION UNDER THIS LIMITED WARRANTY OR ANY OTHER LIABILITY IN CONNECTION WITH A PRODUCT SHALL BE LIMITED TO THE AMOUNT OF THE PURCHASE PRICE RECEIVED BY MANUFACTURER FOR THE PRODUCT. THE REMEDIES STATED IN THIS LIMITED WARRANTY ARE THE CUSTOMER'S EXCLUSIVE REMEDIES AGAINST MANUFACTURER REGARDING ANY PRODUCT. UNDER NO CIRCUMSTANCES SHALL MANUFACTURER BE LIABLE FOR ANY INDIRECT, INCIDENTAL, SPECIAL OR CONSEQUENTIAL DAMAGES, INCLUDING LOST PROFITS AND REVENUES, INCONVENIENCE OR INTERRUPTIONS IN OPERATIONS, OR ANY OTHER COMMERCIAL OR ECONOMIC LOSSES OF ANY KIND. THESE LIMITATIONS AND DISCLAIMERS ARE NOT MADE BY MANUFACTURER WHERE PROHIBITED BY LAW. SOME STATES PROHIBIT LIMITATIONS OF WARRANTIES AND THE CUSTOMER MAY HAVE ADDITIONAL RIGHTS IN THOSE STATES.

ELK PRODUCTS, INC.

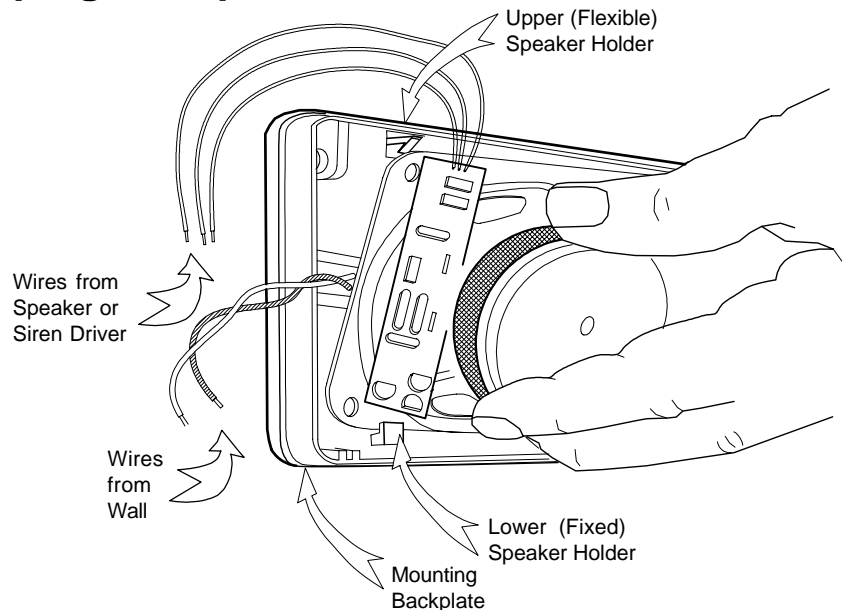
PO Box 100 • Hildebran, NC 28637 • 828-397-4200 • 828-397-4415 FAX
<http://www.elkproducts.com> • email: info@elkproducts.com

INSTALLATION CONTINUED

Snapping the Speaker in Place

4

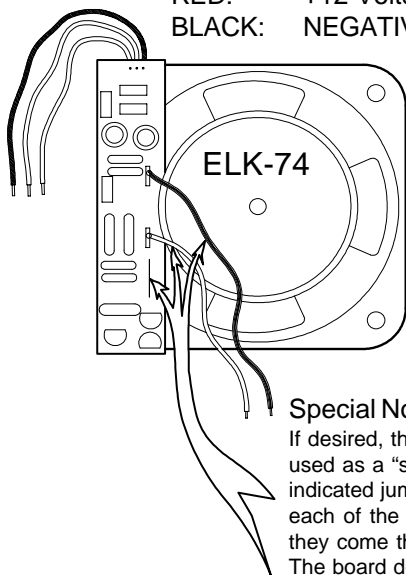
The speaker may be rotated and snapped in to any of four positions, but works best as shown. Slide the speaker under the lower speaker holders then snap the other side of the speaker into the upper flexible speaker holders.



Speaker With Siren Driver

Connect to security control's 12volt alarm output. Do not connect the ELK-74 (siren) to a siren driver or audio source. Do not exceed the alarm power rating of the security control.

- YELLOW: +12 Volts D.C. STEADY
- RED: +12 Volts D.C. YELP
- BLACK: NEGATIVE (GND)

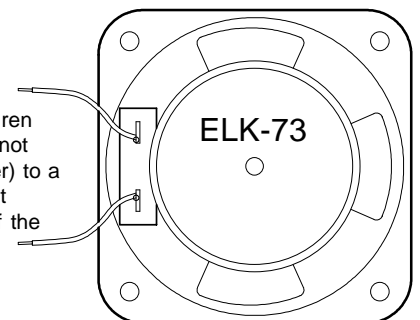


Special Note:
If desired, the ELK-74 (siren) can be used as a "speaker only". Just clip the indicated jumper, then solder a lead to each of the speaker terminals where they come through the circuit board. The board doesn't need to be removed.

5
Wiring

Speaker Only

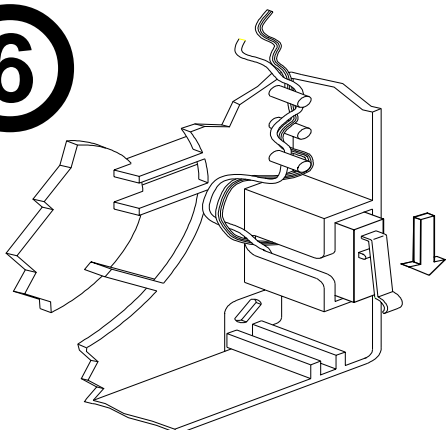
Connect to the output of a siren driver or audio amplifier. Do not connect the ELK-73 (speaker) to a 12vdc power source. Do not exceed the power rating of the driver or amplifier.



Tamper Switch Installation

If using the optional tamper switch, it must be installed with the lever towards the bottom of the backplate as shown.

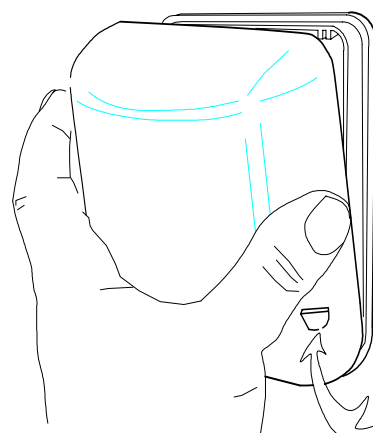
6



Installing the Cover

The cover will only fit one way. Snap the cover on with the tamper switch depressor positioned over the tamper switch location. (even if the tamper switch is not used)

7



Tamper switch depressor (inside)