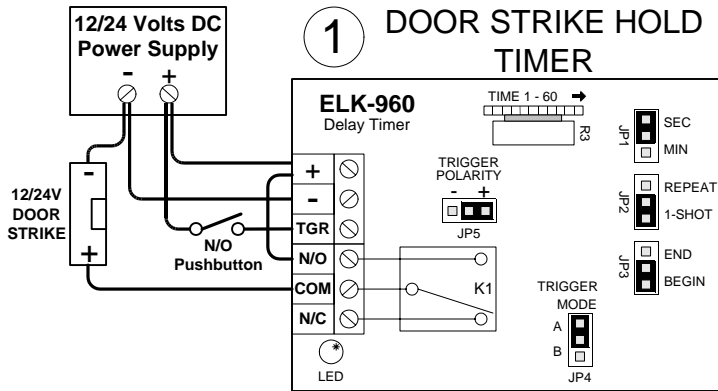
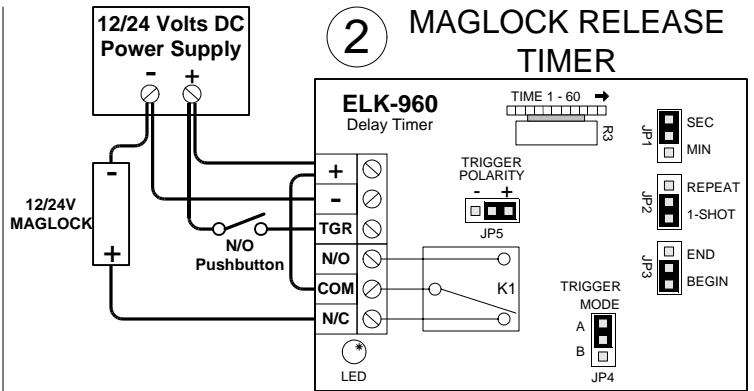


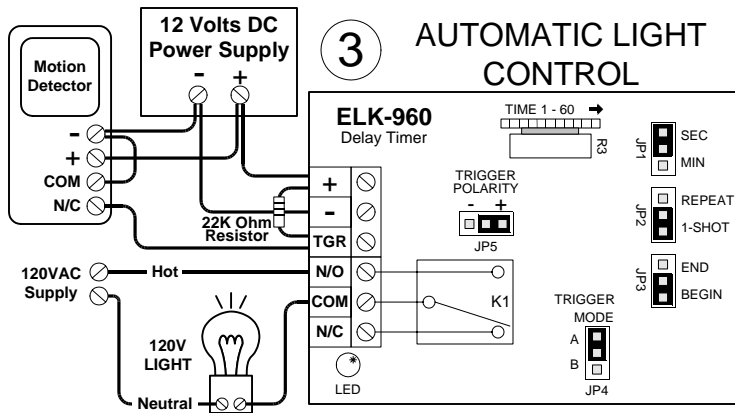
## Sample ELK-960 Hookups (set jumpers as shown)



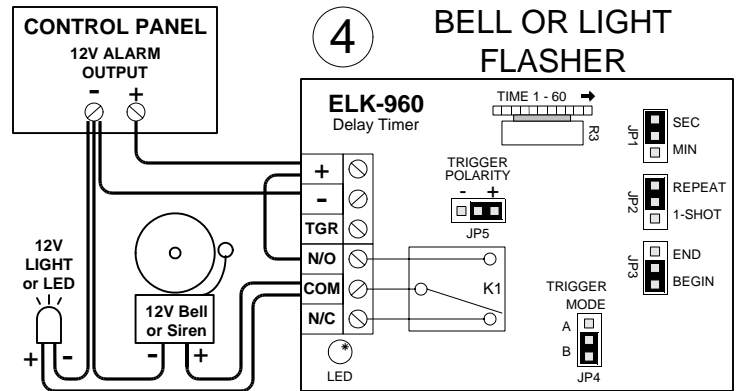
Used to extend the release time of an access control device or to manually activate a door **strike** release device. The trigger is activated by a contact closure or a N/O pushbutton and the door strike remains activated (door open) after the button is released for the delay time set up in the ELK-960.



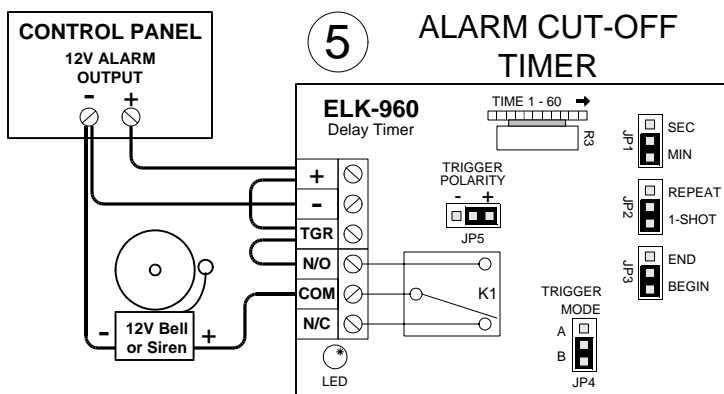
Used to extend the release time of an access control device or to manually activate a door **maglock** release device. The trigger is activated by a contact closure or a N/O pushbutton and the door maglock remains released (door open) after the button is released for the delay time set up in the ELK-960.



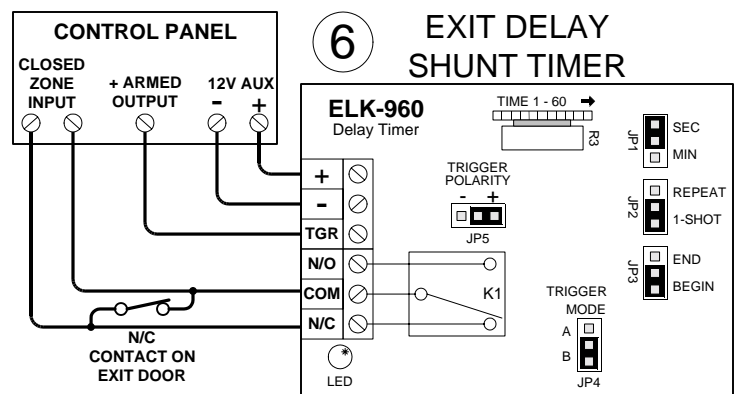
For turning on an interior or exterior light with a motion detector. When motion is detected, the ELK-960 is triggered and the light is turned on. The amount of time the light remains on after the detector resets is adjustable. Delay time will automatically restart each time the motion detector activates.



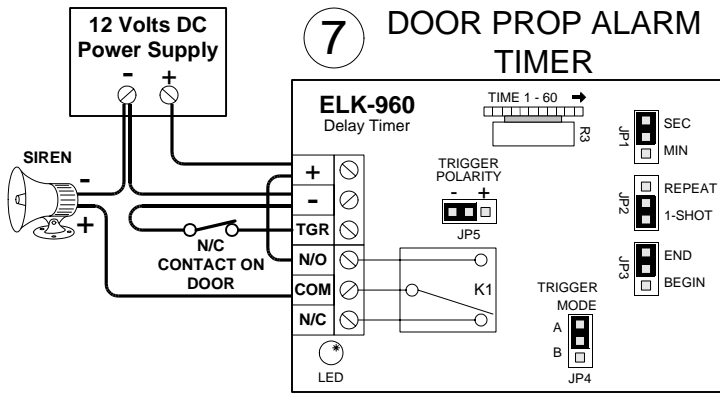
Converts a steady output to pulsing, suitable for flashing a light or pulsing an audible device. Note: Alarm output must be capable of supplying enough current to drive the bell and light.



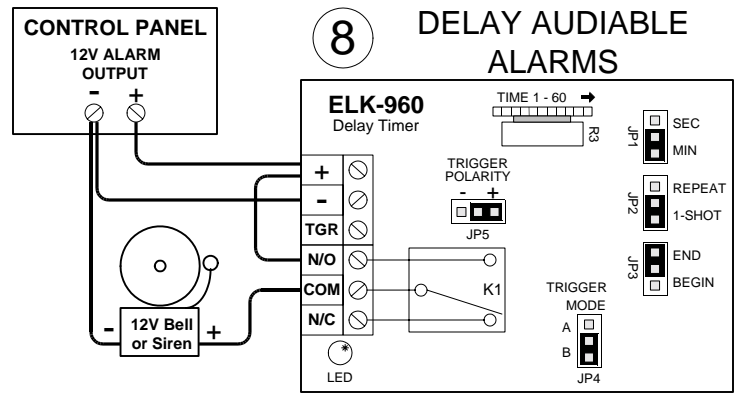
Useful for adding a cut-off timer to a control panel that does not have one. It can also be used to shorten the cut-off timer for a control with no adjustable timer.



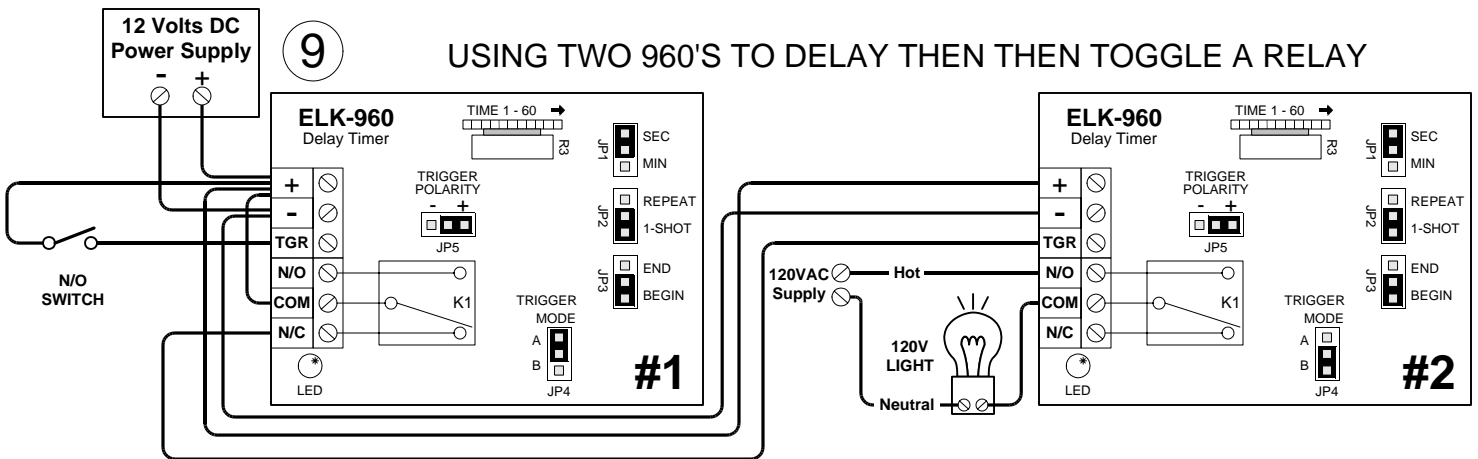
Provides an exit delay to an otherwise instant alarm loop. The ELK-960 is triggered by the control's Armed output. The door contact is then shunted by the relay contacts. After the user has exited and the delay time has expired, the door contact is restored into the loop.



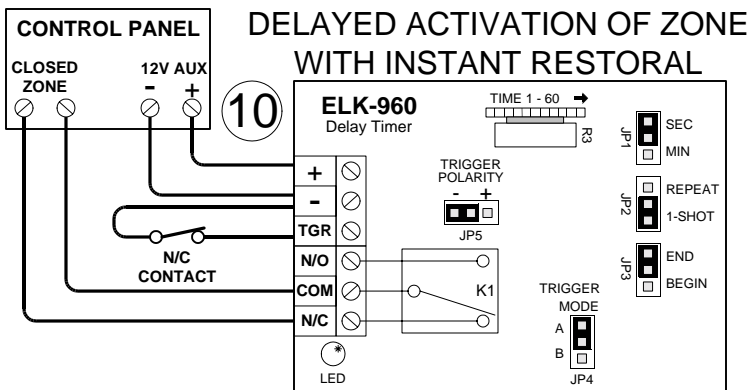
Delay is started when the door is opened. If the door remains opened after the time delay has expired the relay will turn on and remain on until the door is closed. If the door is closed before the time delay expires the ELK-960 is reset awaiting another input from the door contact.



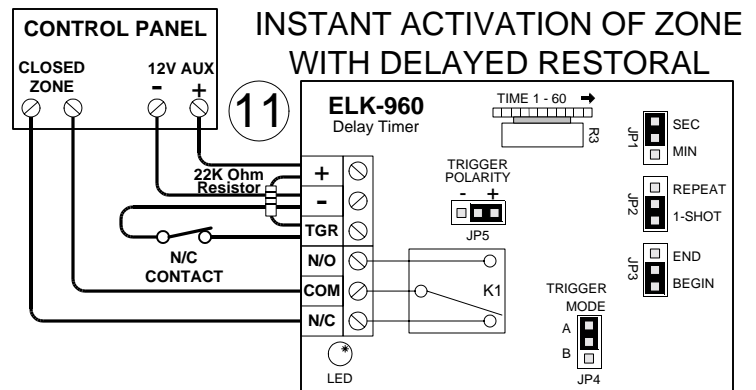
Used to extend the release time of an access control device or to manually activate a door **strike** release device. The trigger is activated by a contact closure or a N/O pushbutton and the door strike remains activated (door open) after the button is released for the delay time set up in the ELK-960.



Used for delaying a trigger then toggling a relay on/off. ELK-960 #1 starts a time delay when the N/O switch is closed. When 960 #1's time delay expires, 960 #2 is triggered turning it's relay on for the time delay setting, then turning the relay off. (toggle) To summarize: fire trigger on #1, waits, turns on #2's relay, waits, then turns relay off.



Contact closure applies a constant trigger which keeps relay off and zone closed. Delay starts when contact opens. After delay time expires, the relay turns on and the zone is activated (opened). Closing the contact restores the zone instantly.



When contact opens, relay is turned on which causes instant zone violation. Contact reclosure will cancel trigger applied by resistor. Delay starts when contact closes. Relay turns off and zone restores after delay time expires.