

TruVision[®] Camera Mounts

Back Boxes, Mounts, Adapters
and Accessories

OVERVIEW



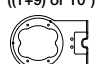

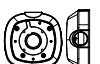



TruVision camera mounts by Interlogix are part of a modular system that allows users to mount TruVision cameras in a variety of positions to meet the needs of each application. TruVision camera mounts are designed for use with TruVision 360°, bullet, box, dome, PTZ, turret and wedge camera form-factors. These mounts feature rugged construction suitable for indoor and outdoor environments.













STANDARD FEATURES

- Compatible form factors for TruVision 360°, bullet, box, dome, PTZ, turret and wedge camera
- Rugged construction
- Integrated cable management
- Back boxes and adapters for a variety of applications
- Several mounting options for 2 gang electrical boxes
- 3-year warranty

Turret, Wedge, And Dome Camera Mount Selection Guide

		Adapter Plate Included	Back Box Included	Mounting to a Back Box	Mounting to 2 Gang Electrical Box	Flush Mount		Wall Mount					
		Refer to legend below	Refer to legend below			TVD-M2-FM	TVD-VFM	TVD-LWB-1 ((1+9) or 10*)	TVD-LWB-2 ((1+9) or 10*)	TVW-AWB-1	TVW-AWB-2	DR Series DR-RWM	
Mounting Brackets													
Accessories								TVD-LWB-S 					
Threaded Pipe Mounts													
Cat.	SKU												
	NTSC	PAL											
IP Cameras	TVF-3101	TVF-1101			5, 6								
	TVF-3102	TVF-1102			5, 6								
	TVF-3103	TVF-1103			5, 6								
	TVF-3104	TVF-1104			5, 6								
	TVW-3130	TVW-1130	A		(3 or 4) + 7	8			A			A + 7	
	TVD-5301				2							7	
	TVD-5302				2							7	
	TVD-5303		B		3, 4	B	B			B			
	TVD-5304		B		3, 4	B	B			B			
	TVD-5305		B		3, 4	B	B			B			
	TVD-5306		B		3, 4	B	B			B			
	TVT-5301		D		(3 or 4) + D	D							
	TVT-5302		D		(3 or 4) + D	D							
	TVT-5303		D		(3 or 4) + D	D							
	TVT-5304		D		(3 or 4) + D	D							
	TVT-5305		D		(3 or 4) + D	D							
	TVT-5306		D		(3 or 4) + D	D							
	TVT-5307		D		(3 or 4) + D	D							
	TVT-5501		D		(3 or 4) + D	D							
	TVT-5502		D		(3 or 4) + D	D							
	TVW-5301		A		(3 or 4) + 7	8			A				A + 7
	TVW-5302		A		(3 or 4) + 7	8			A				A + 7
	TVW-5303		A		(3 or 4) + 7	8			A				A + 7
	TVW-5304		A		(3 or 4) + 7	8			A				A + 7
	TVW-5305		A		(3 or 4) + 7	8			A				A + 7
	TVD-5401		C		3, 4	C	C			C			
	TVD-5402		C		3, 4	C	C			C			
	TVD-5403		C		3, 4	C	C			C			
	TVD-5404			F	F	F				F			
	TVD-5405			F	F	F				F			
	TVD-5406			F	F	F				F			
	TVD-5407			F	F	F				F			
TVD-5408			F	F	F				F				
TVD-5501				2								7	
TVD-5502				2								7	
TVD-5601				2								7	
TVD-5602				2								7	
TVD-5603				2								7	
TVD-5604		H	J		H								
TVD-5605		H	J		H								
TVD-5606		H	J		H								

Continued on Page 4

Optional Back Boxes and Adapters									
Wall/Ceiling Mount						Adapters			
(1) TVD-SNB-BB Wall Mount Back Box	(2) TVD-BB1 Dome Back Box	(3) TVD-BB3 Dome Back Box	(4) TVD-BB3A Dome Angled Back Box	(5) TVF-BBM 360° Back Box	(6) TVF-WBM 360° Angled Back Box	(7) DR-RWM-AD Dome/Wedge Adapter Plate	(8) TVW-2G-AD 2 Gang Elec. Box Adapter	(9) TVD-LWB-AD LWB Wall Mount Adapter Plate	(10) TVB-2G-AD Recessed 2 Gang Adapter*
									

*Note: Not compatible with surface mount/all-weather 2 gang box.









		Wall/Pendant Mount							
		TVD-SNB (1, 11, 12)	TVD-CBW			TVD-PPB		TVD-M2-WM (1, 11, 12)	
Mounting Brackets									
Accessories									
Threaded Pipe Mounts		TVW-AWB-1 	TVW-DVM 	TVD-CB2 	TVD-CB3 	TVD-CB5A 	TVD-CB6 	TVD-CB7 	TVF-CBM
Cat.	SKU								
	NTSC	PAL							
IP Cameras	TVF-3101	TVF-1101							
	TVF-3102	TVF-1102							
	TVF-3103	TVF-1103							
	TVF-3104	TVF-1104							
	TVW-3130	TVW-1130		A					A + 7
	TVD-5301				7				7
	TVD-5302				7				7
	TVD-5303				B				B
	TVD-5304				B				B
	TVD-5305				B				B
	TVD-5306				B				B
	TVT-5301				D				D
	TVT-5302				D				D
	TVT-5303				D				D
	TVT-5304				D				D
	TVT-5305				D				D
	TVT-5306				D				D
	TVT-5307				D				D
	TVT-5501				D				D
	TVT-5502				D				D
	TVW-5301			A					A + 7
	TVW-5302			A					A + 7
	TVW-5303			A					A + 7
	TVW-5304			A					A + 7
	TVW-5305			A					A + 7
	TVD-5401				C				C
	TVD-5402				C				C
	TVD-5403				C				C
	TVD-5404					Remove F			
	TVD-5405					Remove F			
TVD-5406					Remove F				
TVD-5407					Remove F				
TVD-5408					Remove F				
TVD-5501				7				7	
TVD-5502				7				7	
TVD-5601				7				7	
TVD-5602				7				7	
TVD-5603				7				7	
TVD-5604							H		
TVD-5605							H		
TVD-5606							H		

Continued on Page 5











Optional Corner and Pole Mounts, Shield		
Corner/Pole Mount		Shield
(11) TVD-M-CMA Corner Mount 	(12) TVD-M-PMA Pole Mount 	TVD-LWB-S Dome Shield

Included Adapters and Back Boxes										
Adapters							Back Boxes			
(A) S1 and S3 Wedge Adapter Plate 	(B) IP Manual VF Lens Dome Adapter Plate 	(C) IP Indoor VF Dome Adapter Plate 	(D) Turret Adapter Plate 	(G) S6 Wedge Adapter Plate 	(H) S6 Motorized Dome Adapter Plate 	(I) S6 Motorized Turret Adapter Plate 	(E) Analog Manual VF Lens Dome Back Box 	(F) Motorized Lens Dome Back Box 	(J) Motorized Lens S6 Dome Back Box 	(K) Motorized Lens S6 Turret Back Box

Turret, Wedge, And Dome Camera Mount Selection Guide

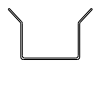


		Adapter Plate Included	Back Box Included	Mounting to a Back Box	Mounting to 2 Gang Electrical Box	Flush Mount		Wall Mount				
		Refer to legend below	Refer to legend below			TVD-M2-FM	TVD-VFM	TVD-LWB-1 ((1+9) or 10*)	TVD-LWB-2 ((1+9) or 10*)	TVW-AWB-1	TVW-AWB-2	DR Series DR-RWM
Mounting Brackets												
Accessories								TVD-LWB-S 				
Threaded Pipe Mounts												
Cat.	SKU											
	NTSC	PAL										
IP Cameras	TVT-5601		D		(3 or 4) + D	D						
	TVT-5602		D		(3 or 4) + D	D						
	TVT-5603		D		(3 or 4) + D	D						
	TVT-5604		D		(3 or 4) + D	D						
	TVT-5605		D		(3 or 4) + D	D						
	TVT-5606		D		(3 or 4) + D	D						
	TVT-5607		D		(3 or 4) + D	D						
	TVT-5608		I	K		I						
	TVT-5609		I	K		I						
	TVT-5610		I	K		I						
	TVT-5611		I	K		I						
	TVW-5601		G		(3 or 4) G + 7			G				G + 7
	TVW-5602		G		(3 or 4) G + 7			G				G + 7
	TVW-5603		G		(3 or 4) G + 7			G				G + 7
	TVW-5604		G		(3 or 4) G + 7			G				G + 7
TVW-5605		G		(3 or 4) G + 7			G				G + 7	
Analog Cameras	TVW-4101	TVW-2101	A		(3 or 4) + 7	8		A				A + 7
	TVD-4202	TVD-2202		E	E	E			E			7
	TVD-4401	TVD-2401			2							7
	TVD-4402	TVD-2402		E	E	E			E			
	TVD-4403	TVD-2403			2							7
	TVD-4404	TVD-2404		E	E	E			E			
	TVD-4405	TVD-2405		E	E	E			E			
	TVD-4406	TVD-2406		E	E	E			E			
	TVT-4401	TVT-2401	D		(3 or 4) + D	D						
	TVT-4402	TVT-2402	D		(3 or 4) + D	D						
	TVT-4403	TVT-2403	D		(3 or 4) + D	D						
	TVT-4404	TVT-2404	D		(3 or 4) + D	D						
	TVW-4401	TVW-2101	A		(3 or 4) + 7	8		A				A + 7
	TVW-6101		A		(3 or 4) + 7	8		A				A + 7












Optional Back Boxes and Adapters

Wall/Ceiling Mount						Adapters			
(1) TVD-SNB-BB Wall Mount Back Box	(2) TVD-BB1 Dome Back Box	(3) TVD-BB3 Dome Back Box	(4) TVD-BB3A Dome Angled Back Box	(5) TVF-BBM 360° Back Box	(6) TVF-WBM 360° Angled Back Box	(7) DR-RWM-AD Dome/Wedge Adapter Plate	(8) TVW-2G-AD 2 Gang Elec. Box Adapter	(9) TVD-LWB-AD LWB Wall Mount Adapter Plate	(10) TVB-2G-AD Recessed 2 Gang Adapter*
									



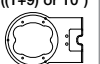




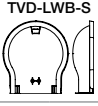
*Note: Not compatible with surface mount/all-weather 2 gang box.











		Wall/Pendant Mount							
Mounting Brackets		TVD-SNB (1, 11, 12)		TVD-CBW		TVD-PPB		TVD-M2-WM (1, 11, 12)	
Accessories									
Threaded Pipe Mounts		TVW-AWB-1	TVW-DVM	TVD-CB2	TVD-CB3	TVD-CB5A	TVD-CB6	TVD-CB7	TVF-CBM
Cat.	SKU								
	NTSC	PAL							
IP Cameras	TVT-5601				D				D
	TVT-5602				D				D
	TVT-5603				D				D
	TVT-5604				D				D
	TVT-5605				D				D
	TVT-5606				D				D
	TVT-5607				D				D
	TVT-5608						I		
	TVT-5609						I		
	TVT-5610						I		
	TVT-5611						I		
	TVW-5601			G					G + 7
	TVW-5602			G					G + 7
	TVW-5603			G					G + 7
	TVW-5604			G					G + 7
TVW-5605			G					G + 7	
Analog Cameras	TVW-4101	TVW-2101		A					A + 7
	TVD-4202	TVD-2202			E				E
	TVD-4401	TVD-2401			7				7
	TVD-4402	TVD-2402			E				E
	TVD-4403	TVD-2403			7				7
	TVD-4404	TVD-2404			E				E
	TVD-4405	TVD-2405			E				E
	TVD-4406	TVD-2406			E				E
	TVT-4401	TVT-2401			D				D
	TVT-4402	TVT-2402			D				D
	TVT-4403	TVT-2403			D				D
	TVT-4404	TVT-2404			D				D
	TVW-4401	TVW-2101		A					A + 7
	TVW-6101			A					A + 7

Optional Corner and Pole Mounts, Shield		
Corner/Pole Mount		Shield
(11) TVD-M-CMA Corner Mount	(12) TVD-M-PMA Pole Mount	TVD-LWB-S Dome Shield
		

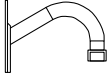
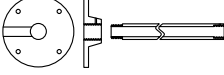







Included Adapters and Back Boxes										
Adapters						Back Boxes				
(A) S1 and S3 Wedge Adapter Plate	(B) IP Manual VF Lens Dome Adapter Plate	(C) IP Indoor VF Dome Adapter Plate	(D) Turret Adapter Plate	(G) S6 Wedge Adapter Plate	(H) S6 Motorized Dome Adapter Plate	(I) S6 Motorized Turret Adapter Plate	(E) Analog Manual VF Lens Dome Back Box	(F) Motorized Lens Dome Back Box	(J) Motorized Lens S6 Dome Back Box	(K) Motorized Lens S6 Turret Back Box
										



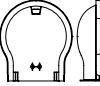
Series 1 and 2 Dome, Series 1 Wedge Mount Selection Guide





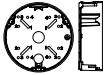
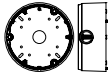
		Adapter Plate Included	Back Box Included	Mounting to a Back Box	Mounting to 2 Gang Electrical Box	Flush Mount		Wall Mount					
		Refer to legend below	Refer to legend below			TVD-M2-FM 	TVD-VFM 	TVD-LWB-1 ((1+9) or 10") 	TVD-LWB-2 ((1+9) or 10") 	TVD-AWB-1 	TVD-AWB-2 	DR Series DR-RWM 	
Accessories								TVD-LWB-S 					
Threaded Pipe Mounts													
Cat.	SKU												
	NTSC	PAL											
	TVD-3101	TVD-1101			2							7	
	TVD-3102	TVD-1102			2							7	
	TVD-3103	TVD-1103	B		3, 4	B	B			B			
	TVD-3104	TVD-1104	B		3, 4	B	B			B			
	TVD-3105	TVD-1105			2							7	
	TVD-3106	TVD-1106			2							7	
IP Cameras	TVW-3101	TVW-1101	A		(3 or 4) + 7	B		A				A + 7	
	TVW-3102	TVW-1102	A		(3 or 4) + 7	B		A				A + 7	
	TVW-3103	TVW-1103	A		(3 or 4) + 7	8		A				A + 7	
	TVW-3104	TVW-1104	A		(3 or 4) + 7	8		A				A + 7	
	TVW-3105	TVW-1105	A		(3 or 4) + 7	8		A				A + 7	
	TVW-3106	TVW-1106	A		(3 or 4) + 7	8		A				A + 7	
	TVW-3107	TVW-1107	A		(3 or 4) + 7	B		A				A + 7	
	TVW-3108	TVW-1108	A		(3 or 4) + 7	B		A				A + 7	
	TVW-3109	TVW-1109	A		(3 or 4) + 7	B		A				A + 7	
	TVW-3116	TVW-1116	A		(3 or 4) + 7	8		A				A + 7	
	TVW-3117	TVW-1117	A		(3 or 4) + 7	B		A				A + 7	
	TVW-3118	TVW-1118	A		(3 or 4) + 7	B		A				A + 7	
	TVW-3119	TVW-1119	A		(3 or 4) + 7	B		A				A + 7	
		TVD-3201	TVD-1201	B		3, 4	B	B			B		
		TVD-3202	TVD-1202	B		3, 4	B	B			B		
		TVD-3203	TVD-1203		F	F	F				F		
		TVD-3204	TVD-1204		F	F	F				F		
		TVD-3205	TVD-1205		F	F	F				F		

Optional Back Boxes and Adapters									
Wall/Ceiling Mount						Adapters			
(1) TVD-SNB-BB Wall Mount Back Box 	(2) TVD-BB1 Dome Back Box 	(3) TVD-BB3 Dome Back Box 	(4) TVD-BB3A Dome Angled Back Box 	(5) TVF-BBM 360° Back Box 	(6) TVF-WBM 360° Angled Back Box 	(7) DR-RWM-AD Dome/Wedge Adapter Plate 	(8) TVW-2G-AD 2 Gang Elec. Box Adapter 	(9) TVD-LWB-AD LWB Wall Mount Adapter Plate 	(10) TVB-2G-AD Recessed 2 Gang Adapter* 

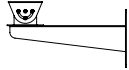


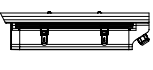
*Note: Not compatible with surface mount/all-weather 2 gang box.

		Wall/Pendant Mount						
Mounting Brackets		TVD-SNB (1, 11, 12) 		TVD-PPB 		TVD-M2-WM (1, 11, 12) 		
Accessories								
Threaded Pipe Mounts		TVW-AWB-1 	TVW-DVM 	TVD-CB2 	TVD-CB3 	TVD-CB5A 	TVF-CBM 	
Cat.	SKU							
	NTSC	PAL						
IP Cameras	TVD-3101	TVD-1101			7			7
	TVD-3102	TVD-1102			7			7
	TVD-3103	TVD-1103			B			B
	TVD-3104	TVD-1104			B			B
	TVD-3105	TVD-1105			7			7
	TVD-3106	TVD-1106			7			7
	TVW-3101	TVW-1101		A				A + 7
	TVW-3102	TVW-1102		A				A + 7
	TVW-3103	TVW-1103		A				A + 7
	TVW-3104	TVW-1104		A				A + 7
	TVW-3105	TVW-1105		A				A + 7
	TVW-3106	TVW-1106		A				A + 7
	TVW-3107	TVW-1107		A				A + 7
	TVW-3108	TVW-1108		A				A + 7
	TVW-3109	TVW-1109		A				A + 7
	TVW-3116	TVW-1116		A				A + 7
	TVW-3117	TVW-1117		A				A + 7
	TVW-3118	TVW-1118		A				A + 7
	TVW-3119	TVW-1119		A				A + 7
	TVD-3201	TVD-1201			B			B
	TVD-3202	TVD-1202			B			B
	TVD-3203	TVD-1203				Remove F		F
	TVD-3204	TVD-1204				Remove F		F
	TVD-3205	TVD-1205				Remove F		F

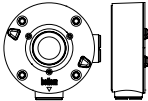

Optional Corner and Pole Mounts, Shield		
Corner/Pole Mount		Shield
(11) TVD-M-CMA Corner Mount 	(12) TVD-M-PMA Pole Mount 	TVD-LWB-S Dome Shield 

Included Adapters and Back Boxes					
Adapters				Back Boxes	
(A) S1 and S3 Wedge Adapter Plate 	(B) IP Manual VF Lens Dome Adapter Plate 	(C) IP Indoor VF Dome Adapter Plate 	(D) Turret Adapter Plate 	(E) Analog Manual VF Lens Dome Back Box 	(F) Motorized Lens Dome Back Box 



Box and Bullet Camera Mount Selection Guide

		Back Box Included	Mounting to a Back Box	Mounting to a Recessed 2 Gang Electrical Box	Box Camera Housing (Bullet Camera) Wall Mount, Stainless Steel	Wall Mount		Box Camera Outdoor Housing w/Heater and TVC-M2-WM Wall Mount
Mounting Brackets		Refer to legend below.				TVC-M-WM	TVC-M2-WM	TVC-OH2-H
								
Cat.	SKU							
	NTSC	PAL						
IP Cameras	TVB-3101	TVB-1101		1	2			
	TVB-3102	TVB-1102		1	2			
	TVB-3103	TVB-1103		1	2			
	TVB-3104	TVB-1104	A					
	TVB-3105	TVB-1105	A					
	TVB-3201	TVB-1201	A					
	TVB-3202	TVB-1202	A					
	TVB-3203	TVB-1203	A					
		TVB-5301		1	2			
		TVB-5302		1	2			
		TVB-5303	A					
		TVB-5304	A					
		TVB-5305	A					
		TVB-5306	A					
		TVB-5401	A					
		TVB-5402	A					
		TVB-5403	A					
		TVB-5404	A					
		TVB-5405	A					
		TVB-5501		1	2			
		TVB-5502		1	2			
		TVB-5601		1	2			
		TVB-5602		1	2			
		TVB-5603		1	2			
		TVB-5604	B			B		
		TVB-5605	B			B		
		TVB-5606	B			B		
		TVB-5701	A					
		TVB-5702	A					
		TVB-5801						
		TVB-5802						
		TVC-3201	TVC-1201					
	TVC-3202	TVC-1202						
	TVC-5401							
	TVC-5402							
	TVC-5403							
Analog Cameras	TVB-4201	TVB-2201		1	2			
	TVB-4202	TVB-2202		1	2			
	TVB-4203	TVB-2203	A					
	TVB-4401	TVB-2401		1	2			
	TVB-4402	TVB-2402	A					
	TVB-4403	TVB-2403		1	2			
	TVB-4404	TVB-2404	A					
	TVB-4405	TVB-2405	A					
	TVB-4406	TVB-2406	A					
	TVB-4407	TVB-2407		1	2			
	TVB-4408	TVB-2408	A					
	TVB-4409	TVB-2409		1	2			
	TVB-4410	TVB-2410	A					
TVC-4401	TVC-2401							

Optional Back Box and Adapter

(1) TVB-BB1 Fixed Lens Bullet Back Box	(2) TVB-2G-AD Recessed 2 Gang Box* Adapter Plate
	

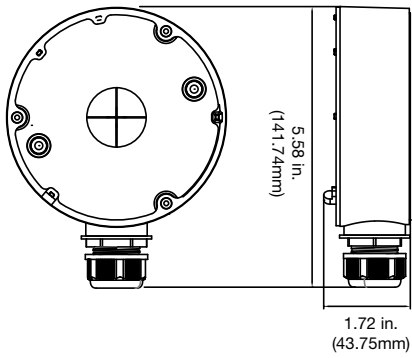
Included Back Box

(A) VF Lens Bullet Back Box	(B) Motorized Lens S6 Bullet Back Box and Adapter Plate
	

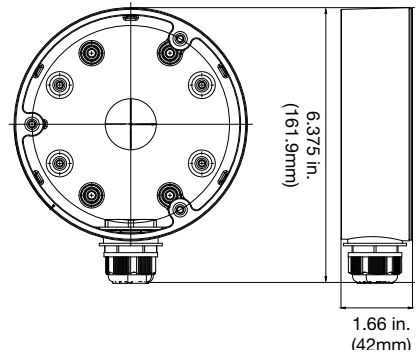
*Note: Not compatible with surface mount/all-weather 2 gang box.

Dimensional Diagrams

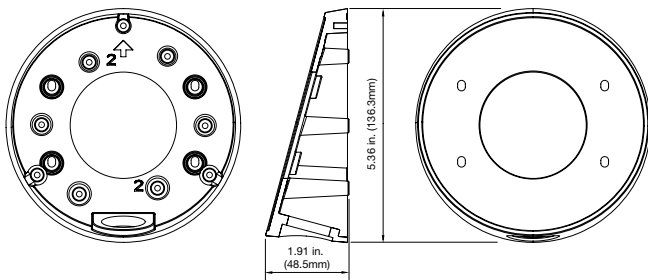
TVD-BB1 Dome Back Box



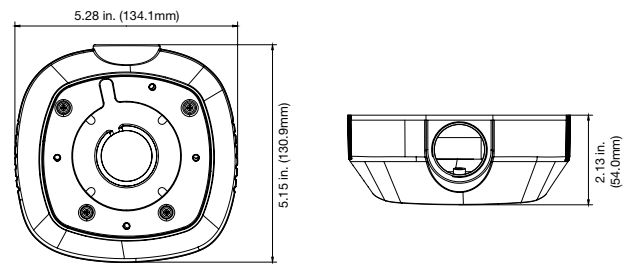
TVD-BB3 Dome Back Box



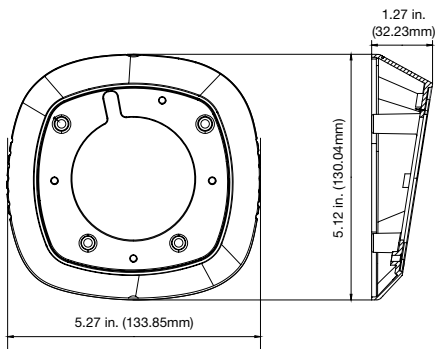
TVD-BB3A Dome Angled Back Box



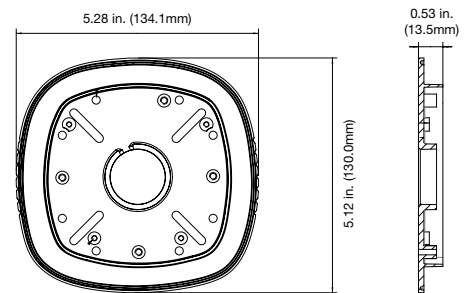
TVW-AWB-1 Angled Outdoor Back Box



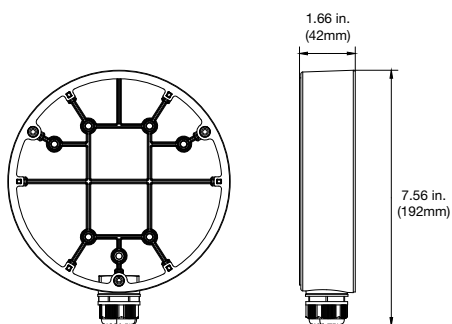
TVW-AWB-2 Angled Indoor Back Box



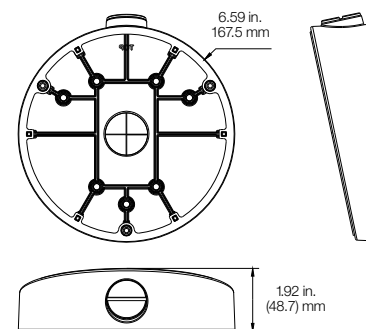
TVW-2G-AD 2 Gang Electrical Box Adapter



TVF-BBM 360° Back Box

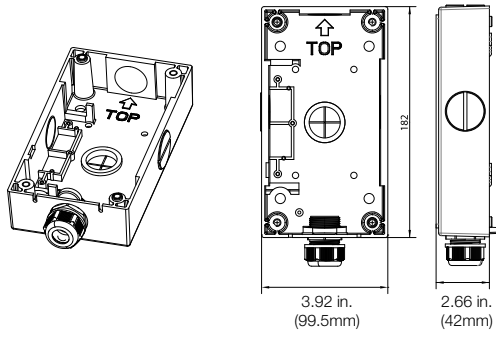


TVF-WBM 360° Angled Back Box

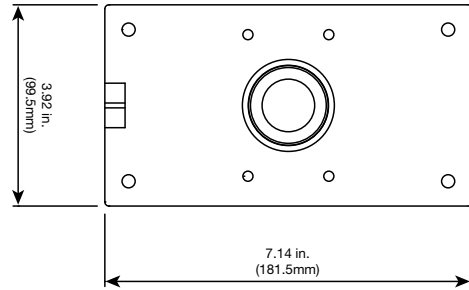


Dimensional Diagrams

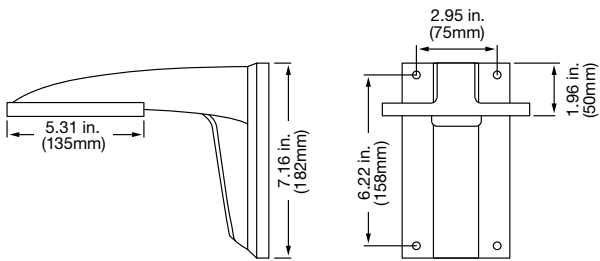
TVD-SNB-BB Swan Neck Wall Mount Back Box



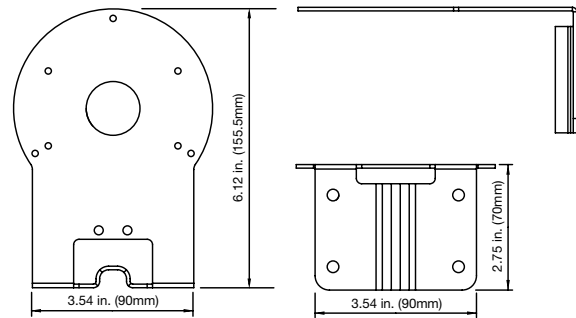
TVD-LWB-AD LWB Bracket Adapter



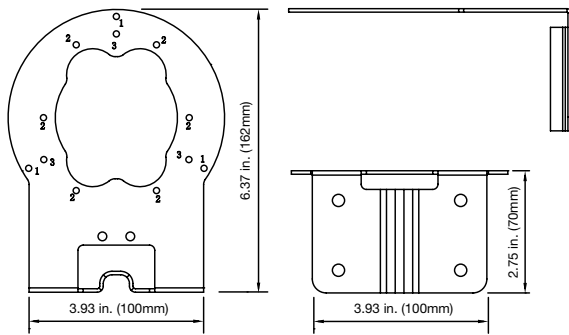
TVD-M2-WM Dome Wall Mount



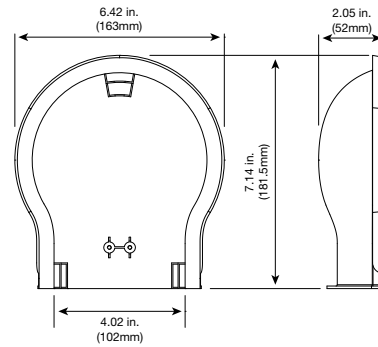
TVD-LWB-1 Dome Bracket, L-shape



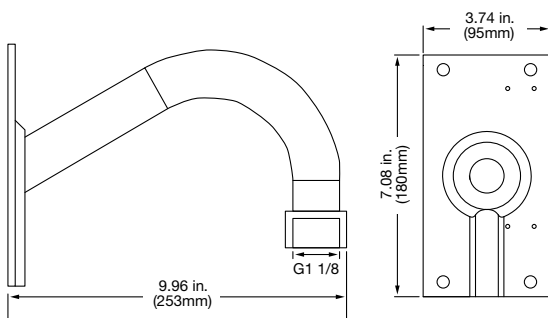
TVD-LWB-2 Dome Bracket, L-shape



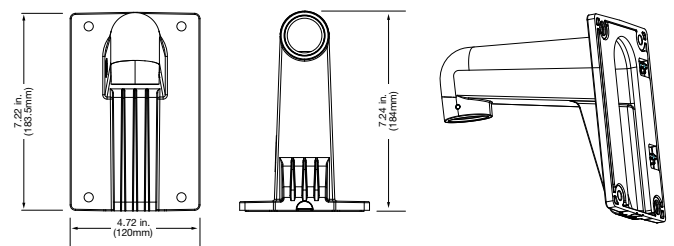
TVD-LWB-S Dome Wall Mount Shield



TVD-SNB Swan Neck Bracket

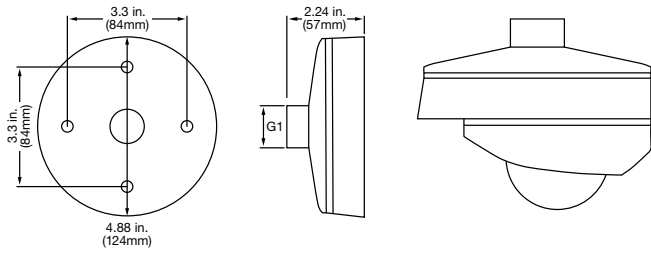


TVD-CBW Dome Cup Base Wall Mount

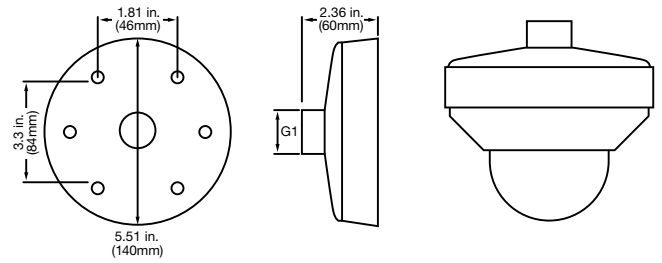


Dimensional Diagrams

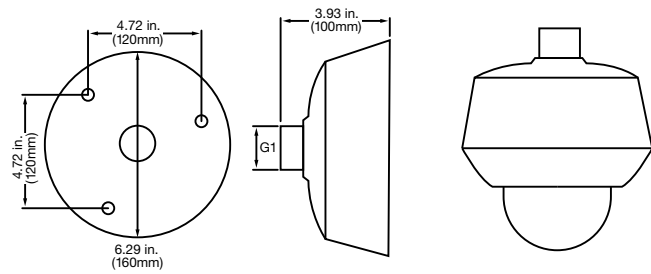
TVD-CB2 Dome 2" Cup Base



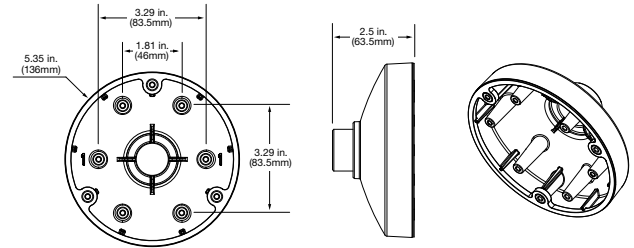
TVD-CB3 Dome 3" Cup Base



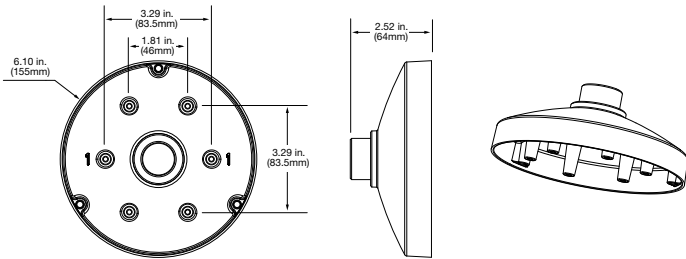
TVD-CB5A Integrated 5" Cup Base



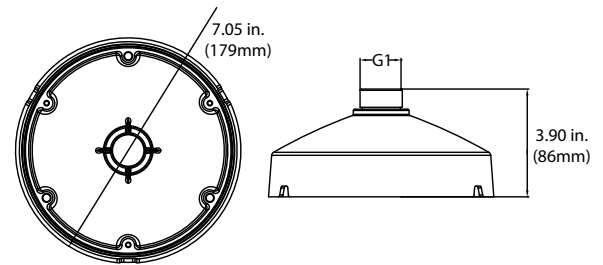
TVD-CB6 Dome/Turret 5" Cup Base



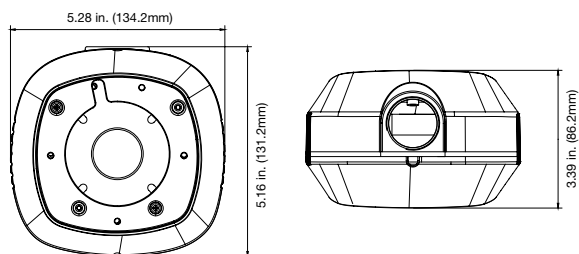
TVD-CB7 Dome 6" Cup Base



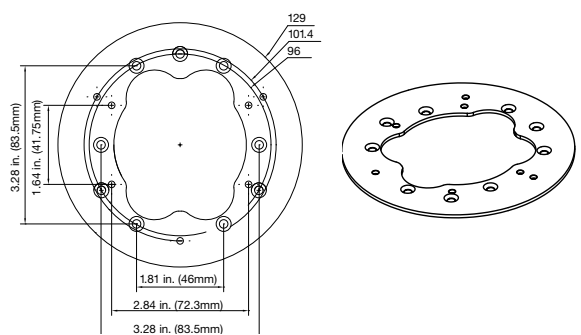
TVF-CBM 360° Camera Cup Base



TVW-DVM Dual View Mount

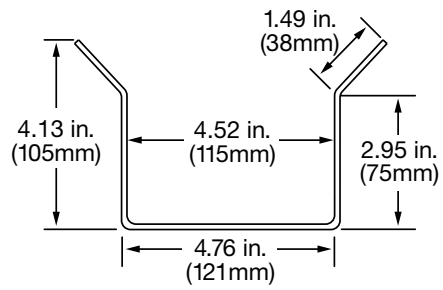


DR-RWM-AD Dome/Wedge Adapter Plate

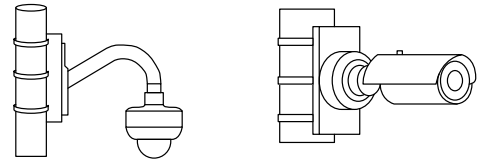
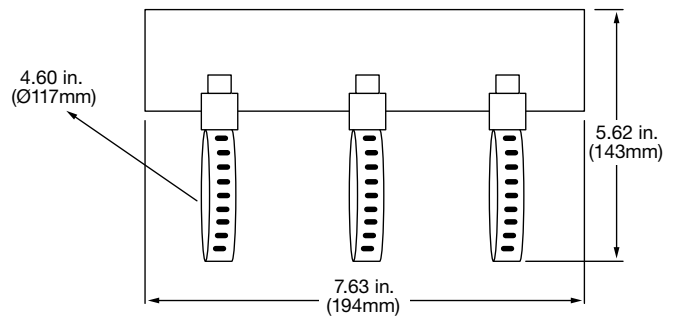


Dimensional Diagrams

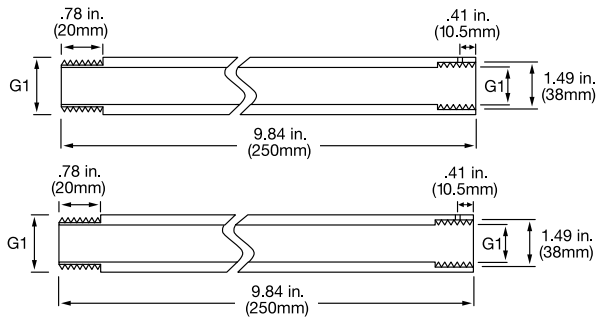
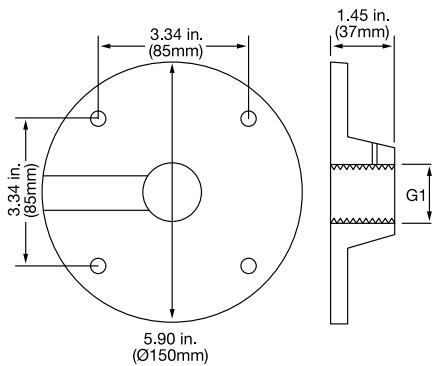
TVD-M-CMA Corner Mount



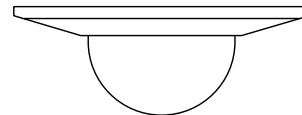
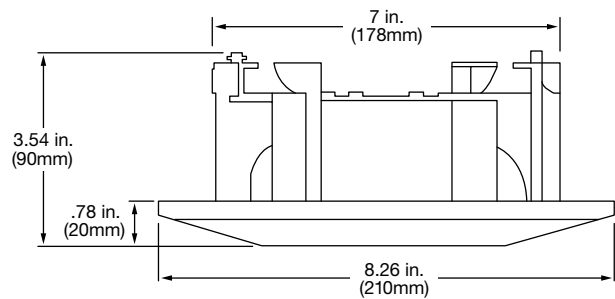
TVD-M-PMA Pole Mount



TVD-PPB Pendant Ceiling Bracket

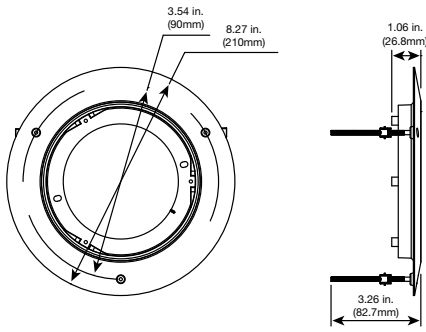


TVD-M2-FM Flush Mount

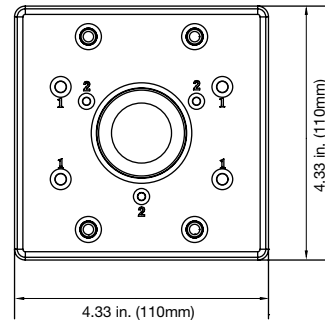


Dimensional Diagrams

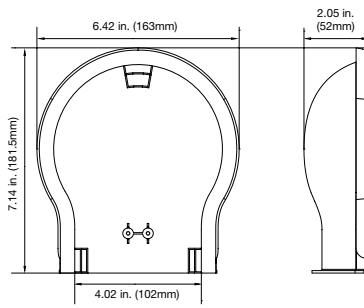
TVD-VFM Dome Flush Mount




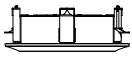
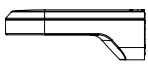
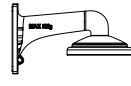
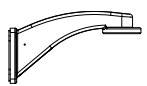
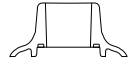

TVB-2G-AD Double Gang Box Adapter Plate

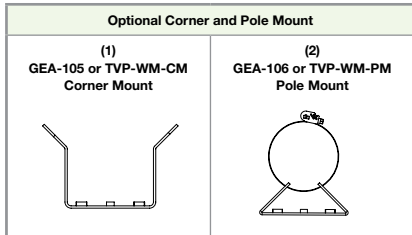


TVD-LWB-S Dome Camera Wall Mount Shield



PTZ Camera Mount Selection Guide

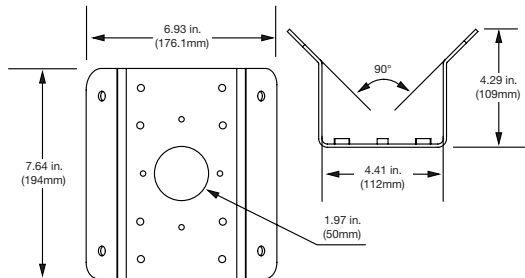
		Back Box Compact PTZ	Flush Mount Compact PTZ	Indoor Wall Mount Compact PTZ	Cup Base Wall Mount Compact PTZ	Wall Mount Standard PTZ	Pendant Adapter	Swing Arm Mount Standard PTZ
Mounting Brackets		TVP-CBB 	TVP-CFM 	TVP-CWM 	TVP-CCBWM* 	GEA-102 or TVP-WMB (1), (2) 	10060050A 	GEA-104 or TVP-SAM 
Cat.	SKU							
	NTSC	PAL						
IP Cameras	TVP-3101	TVP-1101						
	TVP-3102	TVP-1102						
	TVP-3103	TVP-1103						
	TVP-3104	TVP-1104						
	TVP-3105	TVP-1105						
	TVP-3106	TVP-1106						
	TVP-3122	TVP-1122						
	TVP-5101							
	TVP-5102							
	TVP-5103							
TVP-5104								
TVP-5105								
Analog Cameras	TVP-4101	TVP-2101						
	TVP-4102	TVP-2102						
	TVP-4103	TVP-2103						
	TVP-4104	TVP-2104						
	TVP-4105	TVP-2105						
	TVP-4106	TVP-2106						
	TVP-4401	TVP-2401						
	TVP-4402	TVP-2402						
	TVP-4403	TVP-2403						
	TVP-6101							
	TVP-6102							
	TVP-6103							



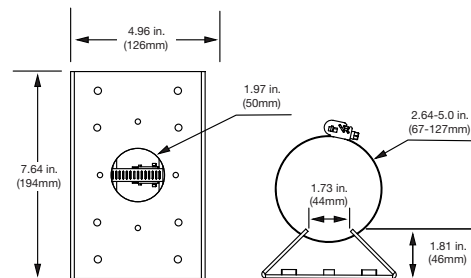
*Note: TVP-CCBWM wall mount does not work with Corner Mounts (GEA-105, TVP-WM-CM) or Pole Mounts (GEA-106, TVP-WM-PM) as the mounting holes do not line up.

Dimensional Diagrams

TVP-WM-CM PTZ Corner Mount Adapter

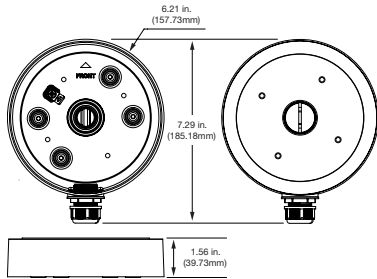


TVP-WM-PM PTZ Pole Mount Adapter

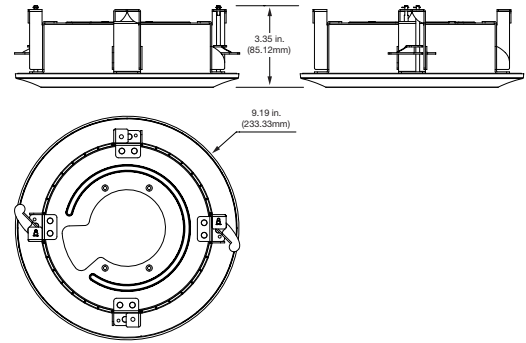


Dimensional Diagrams

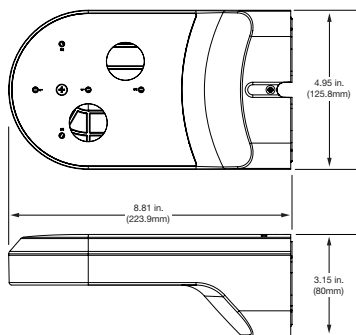
TVD-CBB Compact PTZ Back Box



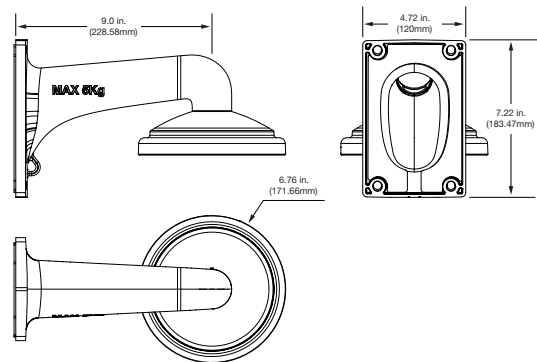
TVP-CFM Compact PTZ Flush Mount



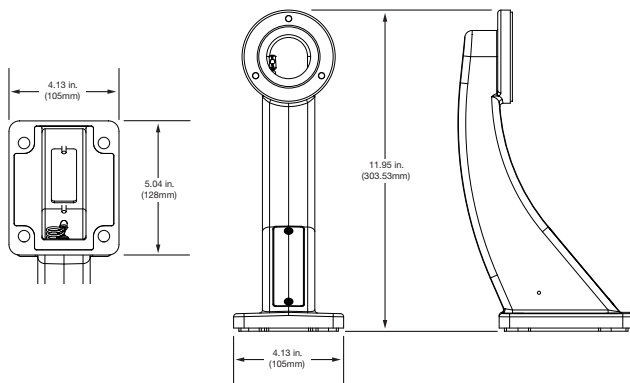
TVP-CWM Compact PTZ Indoor Wall Mount



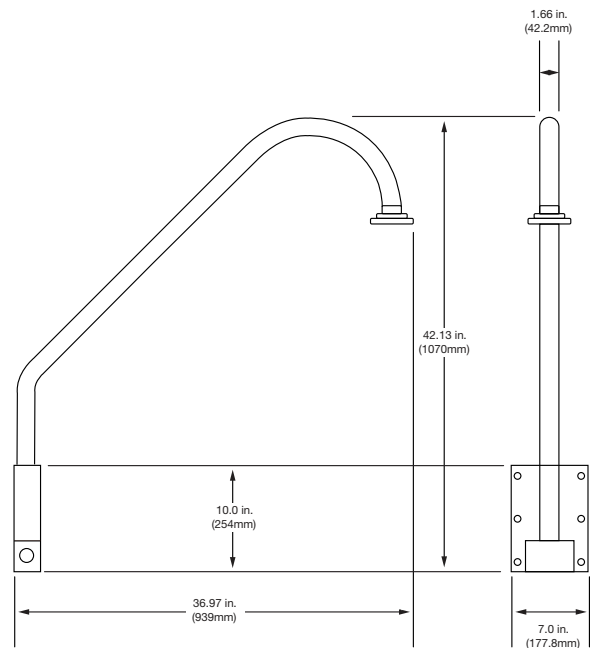
TVP-CCBWM Compact Cup Base PTZ Wall Mount



TVP-WMB (or GEA-102) PTZ Wall Mount

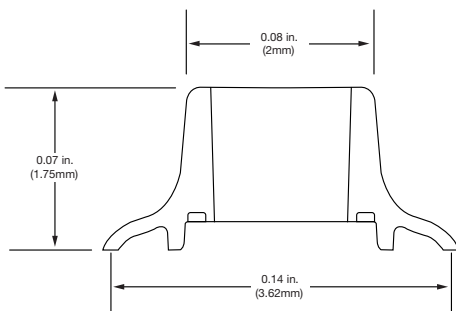


TVP-SAM (or GEA-104) PTZ Swing Arm Mount



10060050A Pendant Adapter for PTZ

Pendant Adapter works with a 1.25 in. pipe, threaded for US (NPT). Pipe not included.



TruVision® Camera Mounts

Back Boxes, Mounts, Adapters and Accessories

Ordering Information

Back Boxes and Adapters

TVB-2G-AD	TruVision Double Gang Box Adapter Plate (for fixed lens bullet or LWB wall mount)
TVD-BB1	TruVision Dome Back Box (use w/Plastic Dome)
TVD-BB3	TruVision Dome Back Box (use w/TVD-6/-7 Series Analog Dome, IP Indoor VF Domes, IP Outdoor Domes)
TVD-BB3A	TruVision Dome Angled Back Box (use w/TVD-6/-7 Series Analog Dome, IP Indoor VF Domes, IP Outdoor Domes)
TVD-LWB-AD	TruVision LWB Bracket Adapter to TVD-SNB-BB Back Box
TVD-SNB-BB	TruVision TVD-SNB Back Box, 4-directional Conduit, Indoor & Outdoor
TVF-BBM	TruVision 360° Dome Round Back Box, Conduit Ports, Gang Box Compatible, Metal, Indoor/Outdoor
TVF-WBM	TruVision 360° Dome Round Angled Back Box, Conduit Ports, Gang Box Compatible, Metal, Indoor/Outdoor
TWV-2G-AD	TruVision Double Gang Electrical Box Adapter Plate for Wedge Cameras
TWV-AWB-1	TruVision Outdoor Angled Back Box for Wedge Cameras
TWV-AWB-2	TruVision Indoor Angled Back Box for Wedge Cameras

Wall Mounts and Adapters

DR-RWM-AD	TruVision Adapter for TVD Plastic Dome to DR & TVD-M2-WM Wall Mount Bracket
TVB-2G-AD	TruVision Double Gang Box Adapter Plate (for fixed lens bullet or LWB wall mount)
TVD-CB2	TruVision Dome 2-inch Cup Base
TVD-CB3	TruVision Dome 3-inch Cup Base
TVD-CB5A	TruVision Integrated Dome 5-inch Cup Base (use w/TruVision IP Outdoor Dome Cameras, TVD-SNB, TVD-PPB)
TVD-CB6	TruVision Dome/Turret (5 in./135mm) Cup Base (use w/TVD-SNB, TVD-PPB, TVD-CBW)
TVD-CB7	TruVision Dome (6 in./155mm) Cup Base (use with TVD-SNB, TVD-PPB, TVD-CBW)
TVD-LWB-1	TruVision Dome Bracket, L-shape, Indoor (use w/TWV Analog/IP Wedge and HD-TVI Fixed Lens Dome Cameras)
TVD-LWB-2	TruVision Dome Bracket, L-shape, Indoor (use w/TVD Analog/HD-TVI VF Domes and IP Motor Lens Outdoor Dome)
TVD-LWB-AD	TruVision LWB Bracket Adapter to TVD-SNB-BB Back Box
TVD-LWB-S	TruVision Dome Camera Wall Mount Shield (use w/TVD-LWB-1 or TVD-LWB-2)
TVD-M-CMA	TruVision Corner Mount Adapter (use w/TVD-SNB, TVC VF/Motor Lens IP Bullet Cameras and TVD-HD-TVI/Analog VF Bullet Cameras)
TVD-M-PMA	TruVision Pole Mount Adapter (use w/TVD-SNB, TVC VF/Motor Lens IP Bullet Cameras and TVD-HD-TVI/Analog VF Bullet Cameras)
TVD-M2-WM	TruVision Dome Wall Mount (use w/TVD VF Domes)
TVD-SNB	TruVision Dome Swan Neck Bracket (use w/TVD-CB5A, TVD-CB#, TVD-CB2, TVW-DVM)
TVD-CBW	TruVision Dome Cup Base Wall Mount (use w/TVD-CB2, TVD-CB3, TVD-CB5A, TVD-CB6, TVD-CB7)
TVF-CBM	TruVision 360° Dome Cup Base (use w/TVD-PPB for Pendant Mount or TVD-SNB for Wall Mount)
TVW-DVM	TruVision Dual View Mount for Wedge (use w/TVD-PPB and TVD-SNB)

Pendant Mounts and Adapters

TVD-CB2	TruVision Dome 2-inch Cup Base
TVD-CB3	TruVision Dome 3-inch Cup Base

TVD-CB5A	TruVision Integrated Dome 5-inch Cup Base (use w/TruVision IP Outdoor Dome Cameras, TVD-SNB, TVD-PPB)
TVD-CB6	TruVision Dome/Turret (5 in./135mm) Cup Base (use w/TVD-SNB, TVD-PPB, TVD-CBW)
TVD-CB7	TruVision Dome (6 in./155mm) Cup Base (use with TVD-SNB, TVD-PPB, TVD-CBW)
TVD-CBM	TruVision 360° Dome Cup Base (use w/TVD-PPB for Pendant Mount or TVD-SNB for Wall Mount)
TVD-PPB	TruVision Dome Pendant Mount Bracket (use w/TVD-CB5A, TVD-CB3, TVD-CB2, TVW-DVM)
TVW-DVM	TruVision Dual View Mount for Wedge (use w/TVD-PPB and TVD-SNB)

Flush Mounts

TVD-M2-FM	TruVision Indoor Flush Mount (use w/TVD IP VF Domes)
TVD-VFM	TruVision Dome Flush Mount

360° Camera Accessories

TVF-BBM	TruVision 360° Camera Round Back Box, Conduit Ports, Gang Box Compatible, Metal, Indoor/Outdoor
TVF-CBM	TruVision 360° Camera Cup Base (use with TVD-PPB for Pendant Mount or TVD-SNB for Wall Mount)
TVF-WBM	TruVision 360° Camera Round Angled Back Box, Conduit Ports, Gang Box Compatible, Metal, Indoor/Outdoor

PTZ Camera Accessories

1060050A	TruVision Pendant Adapter for PTZ, 1 1/4 NPT, Rubber Booth, UTC Gray (use with Outdoor Pendant)
GEA-102	TruVision Wall Mount, Cast Aluminum
GEA-104	TruVision Parapet Swing-Arm Mount
GEA 105	TruVision PTZ Corner Mount Adapter
GEA-106	TruVision PTZ Pole Mount Adapter
TVP-CBB	TruVision Compact Back Box
TVP-CCBWM	TruVision Compact Cup Base PTZ Wall Mount
TVP-CFM	TruVision Compact PTZ Flush Mount
TVP-CWM	TruVision Compact PTZ Indoor Wall Mount, Plastic
TVP-WMB	TruVision PTZ Wall Mount
TVP-WM-CM	TruVision PTZ Corner Mount Adapter (use w/TVP-WMB Wall Mount)
TVP-WM-PM	TruVision PTZ Pole Mount Adapter (use w/TVP-WMB Wall Mount)
TVP-SAM	TruVision PTZ Swing Arm Mount



interlogix.com

Specifications subject to change without notice.

© 2019 United Technologies Corporation.
All rights reserved.

All trademarks are the property of their respective owners. Interlogix is part of UTC Climate, Controls & Security, a unit of United Technologies Corporation.

2019/01 (GSP-2725)