

# 7-inch Touchscreen Installation Sheet

## Product Warnings and Disclaimers

**IMPORTANT WARNINGS - GENERAL**

THESE PRODUCTS ARE INTENDED FOR SALE TO AND INSTALLATION BY AN EXPERIENCED SECURITY PROFESSIONAL. UJIC FIRE & SECURITY, B.V., UJIC FIRE & SECURITY AMERICAS CORPORATION AND EACH AFFILIATE COMPANIES TOGETHER AND EACH INDIVIDUALLY, UJICERS CANNOT PROVIDE ANY ASSURANCE THAT ANY PERSON OR ENTITY BUYING ITS PRODUCTS, INCLUDING ANY "AUTHORIZED DEALER," IS PROPERLY TRAINED OR EXPERIENCED TO CORRECTLY INSTALL SECURITY RELATED PRODUCTS.

A PROPERLY INSTALLED AND MAINTAINED ALARMS/SECURITY SYSTEM MAY ONLY REDUCE THE RISK OF EVENTS SUCH AS BREAK-INS, BURGLARY, ROBBERY OR FIRE. IT IS NOT INSURANCE OR A GUARANTEE THAT SUCH EVENTS WILL NOT OCCUR. THAT ADEQUATE WARNING OR PROTECTION WILL BE PROVIDED OR THAT THERE WILL BE NO DEATH, PERSONAL INJURY, AND/OR PROPERTY DAMAGE AS A RESULT.

WHILE UJICERS MAKES REASONABLE EFFORTS TO REDUCE THE PROBABILITY THAT A THIRD PARTY MAY HACK, COMPROMISE OR OTHERWISE INTERFERE WITH PRODUCTS RELATED TO SOFTWARE OR CLOUD SERVERS, ANY SECURITY PRODUCT, SOFTWARE OR CLOUD SERVER MANUFACTURED, SOLD AND/OR LICENSED BY UJICERS MAY STILL BE HACKED, COMPROMISED AND/OR CIRCUMVENTED.

CERTAIN PRODUCTS OR SOFTWARE MANUFACTURED, SOLD OR LICENSED BY UJICERS CONNECT TO THE INTERNET. UJICERS SEND AND/OR RECEIVE DATA (INTERNET OF THINGS OR IOT) FROM CERTAIN PRODUCTS OR FROM AN IOT PRODUCT AFTER UJICERS HAS OBTAINED SUPPORTING DATA FOR THAT PRODUCT. UJICERS HAS OBTAINED NOTICE THAT UJICERS NO LONGER PROVIDES REMEDIATION FOR BUG FIXES) MAY RESULT IN REDUCED PERFORMANCE, MALFUNCTION, AND/OR INCREASED VULNERABILITY TO HACKING, COMPROMISE AND/OR CIRCUMVENTATION.

UJICERS DOES NOT ENCRYPT COMMUNICATIONS BETWEEN ITS ALARMS OR SECURITY PANELS AND THEIR OUTSTANDING UNITS INCLUDING, BUT NOT LIMITED TO, SENSORS OR DETECTORS UNLESS REQUIRED BY A COMMERCIAL TENDER MAY RESULT THESE COMMUNICATIONS MAY BE INTERCEPTED AND COULD BE USED TO CIRCUMVENT YOUR ALARMS/SECURITY SYSTEM.

THE QUALITY OF UJICERS' PRODUCTS AND SOFTWARE TO WORK PROPERLY DEPENDS ON A NUMBER OF PRODUCTS AND SERVICES MADE AVAILABLE BY THIRD

PARTIES OVER WHICH UJICERS HAS NO CONTROL, INCLUDING BUT NOT LIMITED TO INTERNET, CLOUD AND CLOUD SERVICE PROVIDERS, MOBILE DEVICE AND OPERATING SYSTEM COMPATIBILITY, AND PROPER INSTALLATION AND MAINTENANCE. UJICERS SHALL NOT BE LIABLE FOR ANY DAMAGES CAUSED BY ACTIONS OR OMISSIONS OF THIRD PARTIES.

BATTERY OPERATED SENSORS, DETECTORS, KEYPADS, PANIC DEVICES AND OTHER PANEL ACCESSORIES HAVE A LIMITED BATTERY LIFE. THESE DEVICES MAY BE DESIGNED TO BE DEPENDENT ON THE ABILITY TO RECHARGE SUCH WARNINGS IS LIMITED, AND SUCH WARNINGS MAY NOT BE PROVIDED IN ALL CIRCUMSTANCES. PERIODIC TESTING OF THE SYSTEM IN ACCORDANCE WITH PRODUCT DOCUMENTATION IS THE ONLY WAY TO DETERMINE IF ALL SENSORS, DETECTORS, KEYPADS, PANIC DEVICES AND OTHER PANEL ACCESSORIES ARE FUNCTIONING PROPERLY.

CERTAIN SENSORS, PANIC DEVICES AND OTHER PANEL ACCESSORIES MAY BE PROGRAMMED INTO AN ALARM PANEL AS SUPERVISORY. SO THAT THE ALARM PANEL WILL INDICATE IF IT DOES NOT RECEIVE A REGULAR SIGNAL FROM THE DEVICE WITHIN A CERTAIN PERIOD OF TIME. CERTAIN DEVICES CANNOT BE PROGRAMMED AS SUPERVISORY DEVICES CAPABLE OF BEING PROGRAMMED AS SUPERVISORY MAY NOT BE PROPERLY PROGRAMMED AT INSTALLATION, RESULTING IN A FAILURE TO REPORT TROUBLE WHICH COULD RESULT IN DEATH, SERIOUS INJURY AND/OR PROPERTY DAMAGE.

SIRENS/SOUNDERS, INCLUDING INTERNAL SIRENS/SOUNDERS IN PANELS, ARE DESIGNED TO EMIT VERY LOUD SOUNDS. THESE SOUNDS CAN CAUSE HEARING DAMAGE TO PERSONS EITHER IN CLOSE PROXIMITY TO THE SIRENS/SOUNDER WHEN ACTIVATED OR EXPOSED TO SUCH SOUNDS OVER LONGER PERIODS OF TIME.

HOME FIRES DEVELOP IN DIFFERENT WAYS AND ARE OFTEN UNPREDICTABLE. FOR MAXIMUM PROTECTION, INDUSTRIAL EXPERTS (SUCH AS THE NFPA) RECOMMEND ALARMS IN INSTALLATION AND PHOTOELECTRIC SMOKE DETECTION OF VARIOUS TYPES OF SENSORS CAN OCCUR WITHIN THE HOME. INSTALLATION SENSORS (ASSOCIATED WITH FLAME SENSORS) CAN DETECT PHOTOELECTRIC ALARMS PHOTOELECTRIC SENSING (ASSOCIATED WITH SLOW SMOKE/DRYING FIRES) SOONER THAN IONIZATION ALARMS.

PROTECTIVE EYE WEAR MUST ALWAYS BE WORN WHEN WORKING WITH PRESSURIZED TANKS, NEVER SERVICE THE CYLINDER AND VALVE ASSEMBLY UNLESS

THE ANTI-RECOIL PLATE AND VALVE PROTECTION PLATE ARE INSTALLED. DEATH, SERIOUS INJURY OR PROPERTY DAMAGE COULD OCCUR.

UNDER NO CIRCUMSTANCES WHILE PERFORMING CYLINDER RECHARGE SHOULD A CHARGED CYLINDER BE ALLOWED TO FREE STAND WITHOUT EITHER THE CHARGING APPARATUS ATTACHED OR THE ANTI-RECOIL PLATE INSTALLED. WHENEVER THESE DEVICES ARE USED TO INSTALL A CHARGED CYLINDER, THERE IS A RISK OF INJURY TO THE USER. THE USER IS RESPONSIBLE FOR WITHSTANDING THE FULL WEIGHT THAT WOULD RESULT SHOULD THE VALVE INADVERTENTLY OPEN. CHARGING APPARATUS ATTACHED OR THE ANTI-RECOIL PLATE INSTALLED CAN RESULT IN DEATH, SERIOUS INJURY OR PROPERTY DAMAGE.

### WARRANTY DISCLAIMERS AND OTHER DISCLAIMERS

UJICERS HEREBY DISCLAIMS ALL WARRANTIES AND REPRESENTATIONS, WHETHER EXPRESS, IMPLIED, STATUTORY OR OTHERWISE INCLUDING, BUT NOT LIMITED TO, ANY WARRANTIES OF MERCHANTABILITY OR FITNESS FOR A PARTICULAR PURPOSE WITH RESPECT TO ITS SECURITY PRODUCTS AND RELATED SOFTWARE. UJICERS FURTHER DISCLAIMS ANY OTHER IMPLIED WARRANTY UNDER THE UNIFORM COMPUTER INFORMATION TRANSACTIONS ACT OR SIMILAR LAW AS ENACTED BY ANY COUNTRY.

U.S.A. ONLY | SOME STATES DO NOT ALLOW THE EXCLUSION OF IMPLIED WARRANTIES, SO THE ABOVE EXCLUSION MAY NOT APPLY TO YOU. THIS WARRANTY GIVES YOU SPECIFIC LEGAL RIGHTS AND YOU MAY ALSO HAVE OTHER LEGAL RIGHTS THAT VARY FROM STATE TO STATE.

UJICERS MAKES NO REPRESENTATION, WARRANTY, COVENANT OR PROMISE THAT ITS SECURITY PRODUCTS AND/OR RELATED SOFTWARE (I) WILL NOT BE HACKED, COMPROMISED AND/OR CIRCUMVENTED, (II) WILL PREVENT OR PROVIDE ADEQUATE WARNING OR PROTECTION FROM BREAK-INS, BURGLARY, ROBBERY, FIRE, OR (III) WILL WORK PROPERLY IN ALL ENVIRONMENTS AND APPLICATIONS.

UJICERS WILL NOT BE LIABLE FOR UNAUTHORIZED ACCESS (IE. HACKING) INTO THE CLOUD SERVERS OR YOUR TRANSMISSION FACILITIES, PREMISES OR EQUIPMENT OR FOR UNAUTHORIZED ACCESS TO DATA FILES, PROGRAMS, PROCEDURES, APPLICATIONS, OR INFORMATION, INCLUDING THE EXTENT THAT THIS DISCLAIMER IS PROHIBITED BY APPLICABLE LAW. SYSTEMS SHOULD BE CHECKED BY A QUALIFIED TECHNICIAN AT LEAST EVERY 3 YEARS UNLESS OTHERWISE INSTRUCTED IN THE PRODUCT DOCUMENTATION AND IF REQUIRED. THE BACKUP BATTERY REPLACED AS REQUIRED.

UJICERS MAY MAKE CERTAIN BATTERY CAPABILITIES (E.G., FINGERPRINT VOICE PRINT, FACIAL RECOGNITION, ETC.) AND RECORDING, AND/OR DATALOGGING AND/OR RECOGNITION AND/OR TRANSLATION CAPABILITIES AVAILABLE IN PRODUCTS UJICERS MANUFACTURES AND/OR RESELLS. UJICERS DOES NOT CONTROL, THE CONDITIONS AND METHODS OF USE

OF PRODUCTS, IT MANUFACTURES AND/OR RESELLS. THE END-USER AND/OR INSTALLER, AND/OR DISTRIBUTOR ACT AS CONTROLLER OF THE DATA RESULTING FROM USE OF THESE PRODUCTS, INCLUDING ANY RESULTING PERSONALLY IDENTIFIABLE INFORMATION OR PRIVATE DATA, AND ARE SOLELY RESPONSIBLE TO ENSURE THAT ANY PARTICULAR INSTALLATION AND USE OF UJICERS' PRODUCTS COMPLY WITH ALL APPLICABLE PRIVACY AND OTHER LAWS, INCLUDING ANY REQUIREMENT TO OBTAIN CONSENT FROM OR PROVIDE NOTICE TO INDIVIDUALS AND ANY OTHER OBLIGATIONS END-USER AND/OR INSTALLER MAY HAVE AS CONTROLLERS OR OTHERWISE UNDER LAW. THE CAPABILITY OR USE OF ANY PRODUCTS MANUFACTURED OR SOLD BY UJICERS TO RECORD CONSENT SHALL NOT BE SUBSTITUTED FOR THE CONTROLLER'S OBLIGATION TO INDEPENDENTLY DETERMINE WHETHER CONSENT OR NOTICE IS REQUIRED, NOR SHALL SUCH CAPABILITY OR USE SHIFT ANY OBLIGATION TO OBTAIN ANY REQUIRED CONSENT OR NOTICE TO UJICERS.

THE INFORMATION IN THIS DOCUMENT IS SUBJECT TO CHANGE WITHOUT NOTICE. UPDATED INFORMATION CAN BE FOUND AT [HTTPS://WWW.UJIC.COM/SECURITY/PRODUCTS/EUPRODUC/EMARNING](https://www.ujic.com/SECURITY/PRODUCTS/EUPRODUC/EMARNING). UJICERS ASSUMES NO RESPONSIBILITY FOR INACCURACIES OR OMISSIONS AND SPECIFICALLY DISCLAIMS ANY WARRANTIES, LOSSERS, OR RISKS, PERSONAL OR OTHERWISE, INCURRED AS A CONSEQUENCE, DIRECTLY OR INDIRECTLY, OF THE USE OR APPLICATION OF ANY OF THE CONTENTS OF THIS DOCUMENT.

THIS PUBLICATION MAY CONTAIN EXAMPLES OF SCREEN CAPTURES AND REPORTS USED IN DAILY OPERATIONS. EXAMPLES MAY INCLUDE FICTITIOUS NAMES OF INDIVIDUALS AND COMPANIES, ANY SIMILARITY TO NAMES AND ADDRESSES OF ACTUAL BUSINESSES OR PERSONS IS ENTIRELY COINCIDENTAL. REFER TO THE DATA SHEET AND USER DOCUMENTATION FOR INFORMATION ON USE. FOR THE LATEST PRODUCT INFORMATION CONTACT YOUR SUPPLIER OR VISIT [WWW.UJIC.COM](http://WWW.UJIC.COM).

**Intended Use**

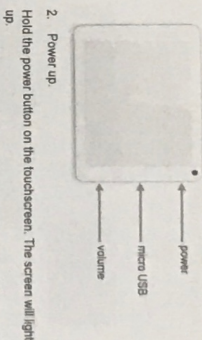
Use this product only for the purpose it was designed for. Refer to the data sheet and user documentation. For the latest product information, contact your local supplier or visit us online at [www.interlogix.com/controls/online](http://www.interlogix.com/controls/online).

The system should be checked by a qualified technician at least every 3 years and the backup battery replaced as required.


**Quick Setup**

1. Connect Power Lead to the touchscreen.


Connect the DC connector from power supply to the port at the back of touchscreen.



2. Power up. Hold the power button on the touchscreen. The screen will light up.



3. On the first startup, you will see a network error message because the touchscreen is not connected to a Wi-Fi network. Press OK. Press the menu button to configure the touchscreen. The touchscreen will ask you for a PIN.

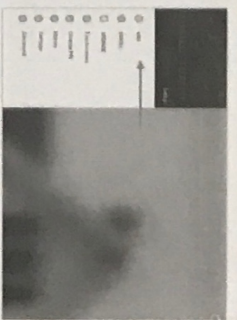


4. Enter the default installer PIN of the touchscreen, which is 12345678, then press Done.


5. Press the settings button.

**Set up Wi-Fi**

1. Press Wi-Fi.



2. Select a Wi-Fi network from the list that appears. Press the network you want to use.



Note: The touchscreen and hub must be on the same network.  
3. Type in the network password and press Connect. Once connected to Wi-Fi, you will be brought back to the main screen.

### Enroll the Touchscreen

1. The touchscreen needs to be enrolled into the control panel (Genetix or XGen). Press the menu button and press Enroll.




2. The touchscreen will automatically find any available hubs on the network. They appear in the left column. Select the desired hub from the network displayed. Enter the installer PIN that is set up for the hub.  
Note: This may not be the default 9-7-1-3.

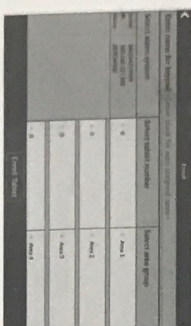


## Upgrading Firmware

1. Always upgrade your touchscreen to the latest firmware during the first startup.



2. Select an available tablet number area (center column). Then tap the area group you wish to touch-screen to control (right column).



Press the Enroll Tablet button at the bottom of the screen.

## Touchscreen Settings

Allow Master User to Upgrade Firmware – Enable this feature to allow the Master User to have access to the Upgrade menu.

Language – This allows you to select the language the touchscreen displays.

Active Brightness – Choose between 1% - 100%. This is the background light level when the user is actively using the touchscreen.

Idle Brightness – Choose between 1% - 100%. This is the background light level when the user is not actively using the touchscreen. Setting the level to 1% will make the touchscreen appear black when idle. The user may still touch the screen to make the screen active again.

Idle Timeout – Choose between 10 - 300 seconds. This is the amount of time that touchscreen allows the user to be idle before it locks down and requires a PIN to reenter the touchscreen.


Back Volume – Choose between 1% - 100%. This is the system volume of every-key beeps.

Camera User Name and Camera Password – If using the touchscreen with camera, you must enter the camera's User Name and Password to allow access.

## Regulatory Information


**Manufacturer**  
UTC Fire & Security Americas Corporation, Inc.  
2311 Foggy Drive, Lincoln, NC, 28026, USA  
Manufactured by UTC Fire & Security B.V.  
Kehndraat 7, 6003 DH Wierd, Netherlands

**FCC**  
This device complies with part 15 of the FCC Rules. Operation is subject to the following two conditions: (1) This device may not cause harmful interference, and (2) this device must accept any interference received, including interference that may cause undesired operation.  
Note: This equipment has been tested and found to comply with the requirements for this Class B digital device, pursuant to part 15 of the FCC Rules. These limits are designed to provide reasonable protection against harmful interference in a residential installation.  
This equipment generates, uses and can radiate radio frequency energy and, if not properly used, may cause harmful interference to radio communications. However, there is no guarantee that interference will not occur in a particular installation. If this equipment does cause harmful interference to radio or television reception, which can be determined by turning the equipment off and on, the user is encouraged to try to correct the interference by one or more of the following measures:  
• Reorient or relocate the receiving antenna.  
• Increase the separation between the equipment and receiver.  
• Connect the equipment into an outlet on a circuit different from that to which the radio/television receiver is connected.  
• Consult the dealer or an experienced radio/TV technician for help.  
Caution: Any changes or modifications not expressly approved by the party responsible for compliance to this equipment would void the product warranty.  
FCC Radiation Exposure Statement: This product complies with FCC radiation exposure limits set for an uncontrolled environment. This equipment should be installed and operated with a minimum distance of 20cm between the device and your body.



Slide tabs into mounting slots

3. To remove the tablet from the mounting bracket, use a small screwdriver to push up on the release tab on the bottom of the tablet's back cover.



Release tab

## Other


To increase speed and performance, the UltraSync touchscreen communicates with the cameras using the local network. Modified camera usernames or passwords require that credentials be updated.

## Specifications

Compatibility	ZeoWire panel
Display Size	7.0 in. (18 cm)
Display Resolution	1024 x 600
Input Technology	Capacitive Multi-touch
Operating System	Android
Wi-Fi	802.11 b/g/n 2.4GHz
Frequency Range	2412-2472 MHz for 802.11b/g/n (HT20) 2422-2462 MHz for 802.11n (HT40)
Max. RF Output Power	12.47 dBm (EIRP)
Backup Battery	3.7 V DC
Dimensions (W x H x D)	192 x 116 x 15.24 mm

IC

FCC ID: 240KAM57016  
DESTINATION CONTROL STATEMENT – These commodities, technology, or software were exported from the United States in accordance with the provisions of the Export Administration Regulations (EAR) under the authority of the Department of Commerce pursuant to United States law as published.  
Model / Model Number: MS7016  
IC: 22288-MS7016



Warnings and Disclaimers  
These products are intended for sale to and installation by an experienced security professional. UTC Fire & Security cannot provide any assurance that any person or entity buying its products is properly trained or is qualified to correctly install security related products.  
For more information on product warnings, refer to [www.utcsecurityproducts.eu/productwarnings/](http://www.utcsecurityproducts.eu/productwarnings/) or scan the code.

## EU compliance

### European Union

UTC Fire & Security hereby declares that this device is in compliance with the applicable European Union directives, including but not limited to the Directive 2014/53/EU. For more information see: [https://www.utcsecurityproducts.eu/2012/18/EU\\_MEEE\\_directive/](https://www.utcsecurityproducts.eu/2012/18/EU_MEEE_directive/). Products marked with this symbol cannot be disposed of as household waste in the European Union. For more information on the correct disposal of your new equipment, or dispose of it at designated collection points. For more information see: [www.utcsecurityproducts.eu/recycle/](http://www.utcsecurityproducts.eu/recycle/)



2006/66/EC (battery directive). This product contains a battery that cannot be disposed of as household waste in the European Union. See the product documentation for specific battery information. This battery is marked with this symbol, which may include letters to indicate certain (Cd) lead (Pb) or mercury (Hg) content. For more information on the correct disposal of your supplier or to a designated collection point. For more information see: [www.recycle.it/info](http://www.recycle.it/info)

## Contact information

[www.utcfiresecurity.com](http://www.utcfiresecurity.com) or [www.intellogix.com](http://www.intellogix.com)

## Customer support

US: For customer support, see [www.intellogix.com/customer-support](http://www.intellogix.com/customer-support).  
EU: For customer support, see [www.utcsecurityproducts.eu](http://www.utcsecurityproducts.eu)