


Wire Mesh Cable Tray System for Channeling of Cable Wiring

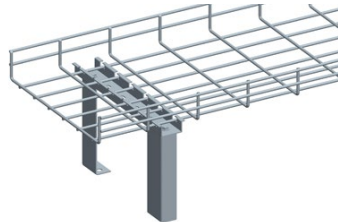
A Simple-to-Install basket cable tray for safe and proper installation of facility wiring in the ceiling and under the floor.

CUT-BEND-CLAMP
FOR EASY INSTALLATION!


Wall Mount



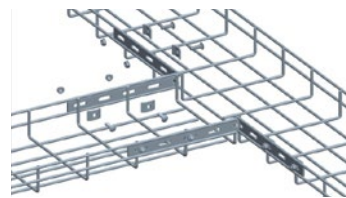
Floor Mount



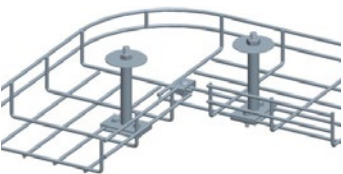
Ceiling Mount



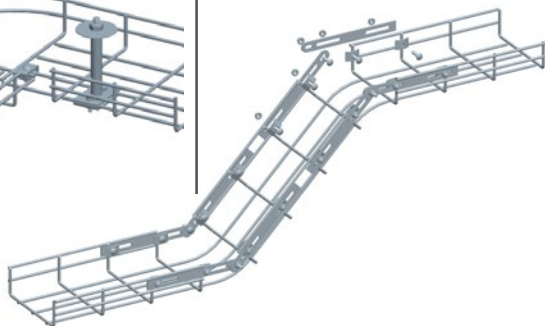
Tray Splices



Corners



Custom Configurations



Features

- ▶ Available in 5 ft. and 10 ft. lengths
- ▶ Electro Zinc Plated for a professional look
- ▶ Full line of accessories are available to mount on the wall, from the ceiling or under the floor
- ▶ Cuts easily with bolt cutter for custom configurations
- ▶ Cable Trays bolt together to any custom configuration
- ▶ Stackable Cable Guides available to separate and secure cables in place
- ▶ Complete line of accessories available

Cable Tray Material

- ▶ Carbon Steel Q235

Surface Finish for cable basket trays

- ▶ Electro zinc plating for indoor usage according to BS EN 12329-2000

Dimensions for cable basket trays

- ▶ Height: 2" (50 mm)
- ▶ Widths: 4", 6", 8", 12" (100, 150, 200, 300 mm)
- ▶ Length: 5', 10' (1524, 3048 mm)
- ▶ Diameters of tray wires: 0.18" (4.5 mm)



Scan here to View
Cable Tray Video

Quest Manufacturing Corp.

www.QuestManufacturing.net
Toll Free 800.280.1067

Phone 305.513.8583
Fax 305.513.9675



Wire Mesh Cable Tray Specifications

Item No.	Description	Color	Dimensions						Unit Weight	
			Length		Width		Height		(lbs)	(kg)
CT0504-03	5FT CABLE TRAY, 4"W x 2"H, ZINC	Silver	5ft	1524mm	4"	100mm	2"	50mm	4.2	1.9
CT1004-03	10FT CABLE TRAY, 4"W x 2"H, ZINC	Silver	10ft	3048mm	4"	100mm	2"	50mm	8.4	3.8
CT0506-03	5FT CABLE TRAY, 6"W x 2"H, ZINC	Silver	5ft	1524mm	6"	150mm	2"	50mm	5.1	2.3
CT1006-03	10FT CABLE TRAY, 6"W x 2"H, ZINC	Silver	10ft	3048mm	6"	150mm	2"	50mm	10.1	4.6
CT0508-03	5FT CABLE TRAY, 8"W x 2"H, ZINC	Silver	5ft	1524mm	8"	200mm	2"	50mm	5.9	2.7
CT1008-03	10FT CABLE TRAY, 8"W x 2"H, ZINC	Silver	10ft	3048mm	8"	200mm	2"	50mm	11.9	5.4
CT0512-03	5FT CABLE TRAY, 12"W x 2"H, ZINC	Silver	5ft	1524mm	12"	300mm	2"	50mm	7.5	3.4
CT1012-03	10FT CABLE TRAY, 12"W x 2"H, ZINC	Silver	10ft	3048mm	12"	300mm	2"	50mm	15.0	6.8

Wire Mesh Cable Tray Construction

Material

- ▶ Carbon Steel Q235

Surface Finish

- ▶ Electro zinc plating ($\geq 12 \mu\text{m}$)
- ▶ according to BS EN 12329-2000

Application

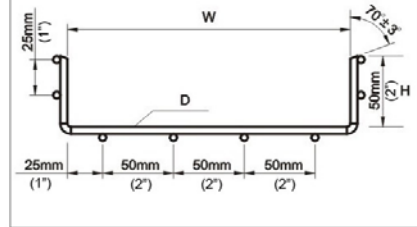
- ▶ For Indoor use

Dimensions for cable basket trays

- ▶ Height: 2" (50 mm)
- ▶ Widths: 4", 6", 8", 12" (100, 150, 200, 300 mm)
- ▶ Length: 5', 10' (1524, 3048 mm)
- ▶ Diameters of tray wires: 0.18" (4.5 mm)



Cable Tray Wire Spacing




Widths		
inch	mm	
4"	100mm	
6"	150mm	
8"	200mm	
12"	300mm	


Loading Capability of Cable Tray Wire Baskets

Cable Tray Wire Diameter = 0.2" (5mm)		Span (max distance between two brackets = 4.92ft)			
Height (inch)	Width (inch)	5ft		10ft	
		Loading Weight per Span	Loading Weight per Piece	Loading Weight per Span	Loading Weight per Piece
2"	4"	51 lbs/ft	255 lbs (114kgs)	51 lbs/ft	510 lbs (228kgs)
2"	6"	52 lbs/ft	260 lbs (115.5kgs)	52 lbs/ft	520 lbs (231kgs)
2"	8"	53 lbs/ft	265 lbs (118.5kgs)	53 lbs/ft	530 lbs (237kgs)
2"	12"	57 lbs/ft	285 lbs (127.5kgs)	57 lbs/ft	570 lbs (255kgs)


4" Width - Holds up to (128) Cat5E/Cat6 Cables




6" Width - Holds up to (192) Cat5E/Cat6 Cables


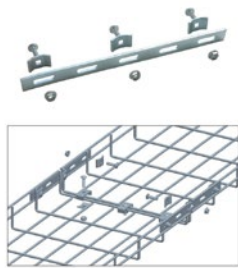



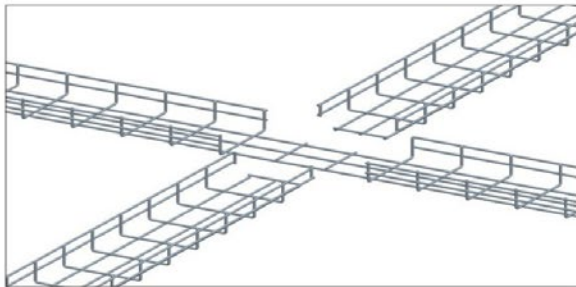
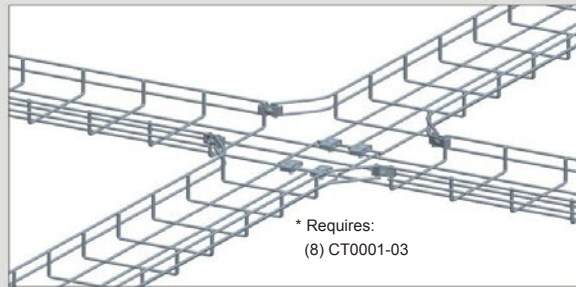
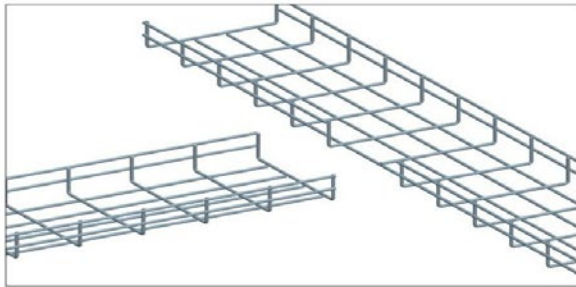
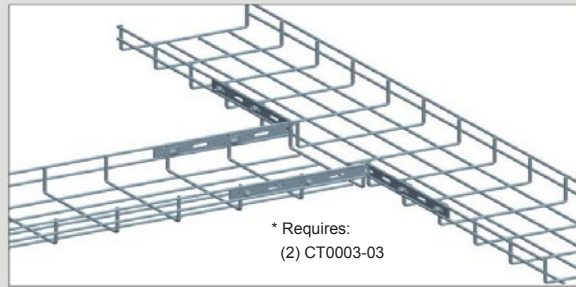
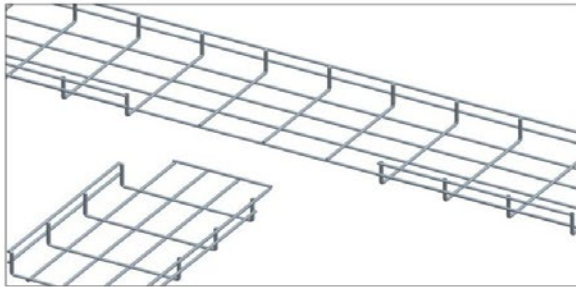
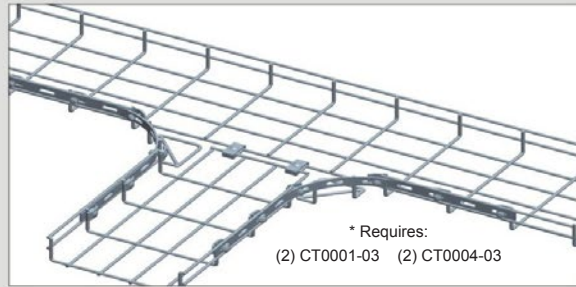
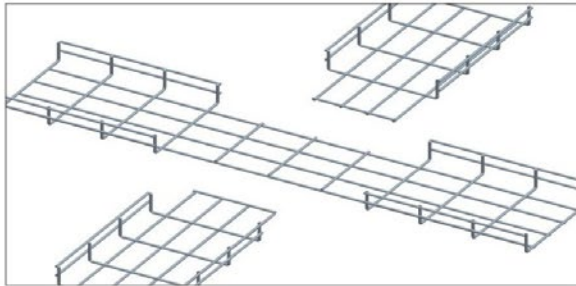
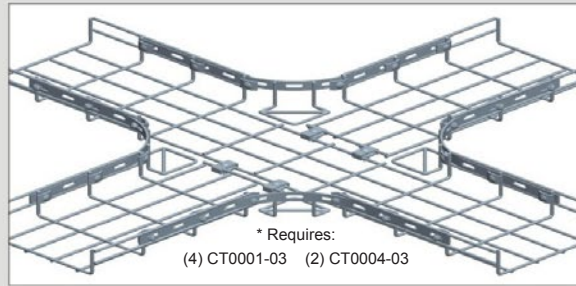
8" Width - Holds up to (256) Cat5E/Cat6 Cables




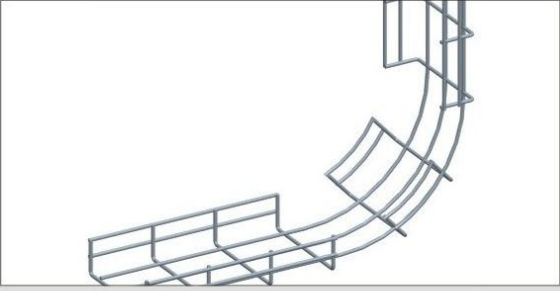

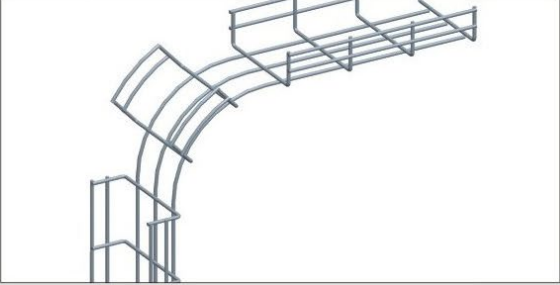

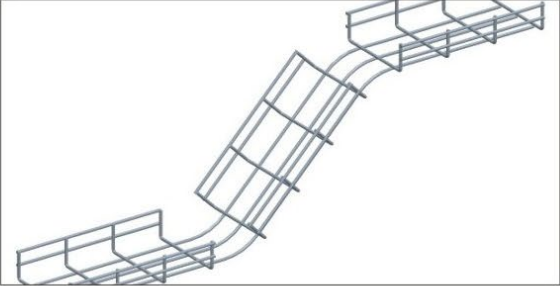
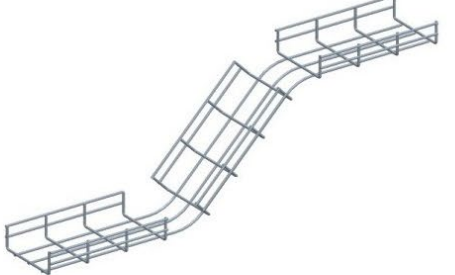
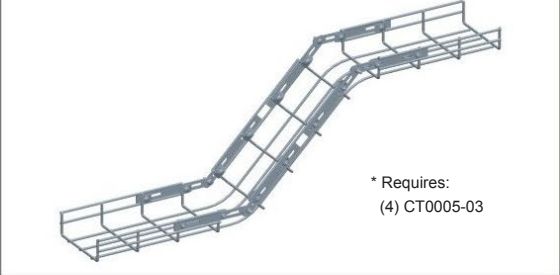
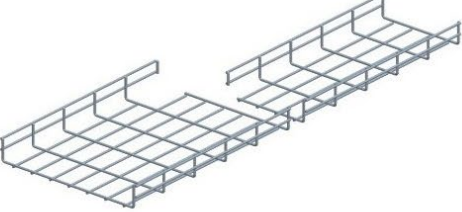
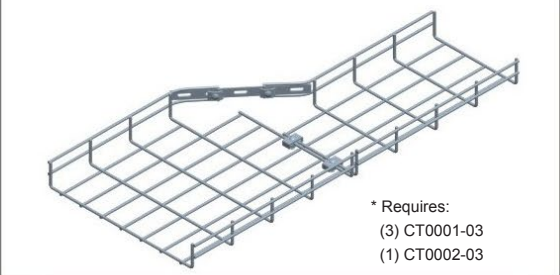
12" Width - Holds up to (384) Cat5E/Cat6 Cables



	Nut & Bolt Coupler	Strengthening Bar Coupler	Fast Splice Coupler
Straight Connection	Option #1 (CT0001-03)	Option #2 (CT0002-03)	Option #3 (CT0007-03)
			






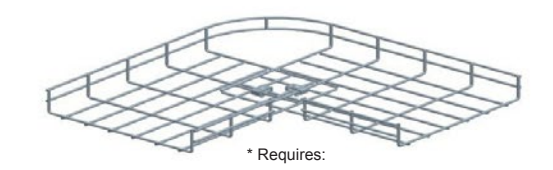
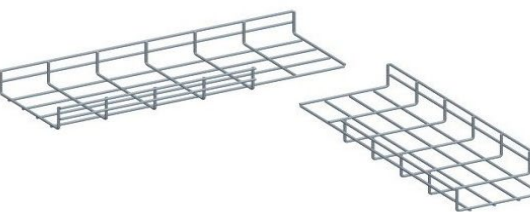

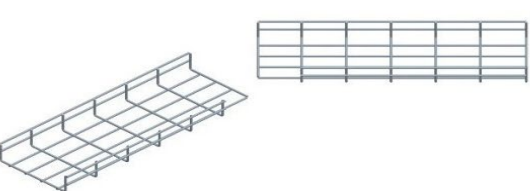
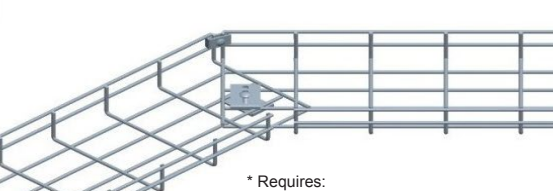
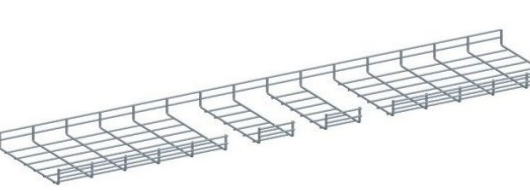

STYLE	CUT	BEND & CLAMP
<u>Cross-Joint: Square Corner</u>		
<u>T Connector: Square Corner</u>		
<u>T Connector: Rounded</u>		
<u>Cross-Joint: Rounded Corner</u>		

Cutting & Bending Guides

STYLE	CUT	BEND
<i>Internal Riser</i>		
<i>External Riser</i>		
<i>Zigzag/Slope</i>		
<i>Zigzag/Slope with Bar</i>		 <p>* Requires: (4) CT0005-03</p>
<i>Reducer</i>		 <p>* Requires: (3) CT0001-03 (1) CT0002-03</p>

Safety Precaution

Always use safety goggles and work gloves for your protection when installing cable tray!

STYLE	CUT	BEND
<p><i>Rounded Corner</i> 4" - 100 mm 6" - 150 mm</p>		 <p>* Requires: (1) CT0001-03</p>
<p><i>Rounded Corner</i> 8" - 200 mm</p>		 <p>* Requires: (1) CT0001-03</p>
<p><i>Rounded Corner</i> 12" - 300 mm</p>		 <p>* Requires: (2) CT0001-03</p>
<p><i>Square Corner</i></p>		 <p>* Requires: (4) CT0001-03</p>
<p><i>Angled Corner</i></p>		 <p>* Requires: (1) CT0001-03</p>
<p><i>Radial Corner</i></p>		 <p>* Requires: (3) CT0001-03</p>

Safety Precaution

Always use safety goggles and work gloves for your protection when installing cable tray!

Cable Tray Accessories

Nut & Bolt Coupler

CT0001-03



For connecting two straight sections of cable tray (Hardware included)



Boltless Coupler

CT0009-03



For connecting bottom of two straight sections of cable tray



Fast Lock Coupler

CT0006-03



For boltless connection creating bends in cable tray




Strengthening Bar Kit

CT0002-03



For connecting two straight sections of cable tray (Hardware included)



Fast Splice Bar Kit

CT0007-03



For boltless connection of two straight sections of cable tray



Fast Splice Handle Tool

CT0008-03



For use in installing and removing Fast Splice Bars

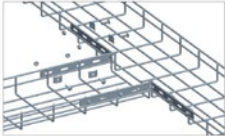


Corner Bar Coupler

CT0003-03



For making squared T's and Cross connections (Hardware included)

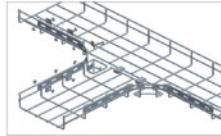


Curved Bar Coupler

CT0004-03



For making curved T's and Cross connections (Hardware included)



Adjustable Connector Coupler

CT0005-03



For strengthening internal and external bends of cable tray (Hardware included)



Spider Coupler

CT0019-03



For connecting two straight sections of cable tray



Central Hold-Down

CT0031-03



For connecting sections of cable tray directly to floor



Cable Guide

CT0032-03



For guiding cable at a right angle smoothly out of cable tray

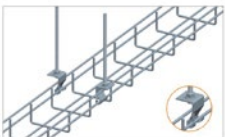


Ceiling Hanging Hooks

CT0014-03



For mounting of 4/6/8" wide cable tray from the ceiling. Requires Threaded Bars

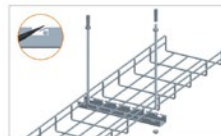


Ceiling Hanging Bar

4" CT0010-04-03
6" CT0010-06-03
8" CT0010-08-03
12" CT0010-12-03



For mounting of cable tray from the ceiling. Requires Threaded Bars



White Rubber End Caps

CT0037-08



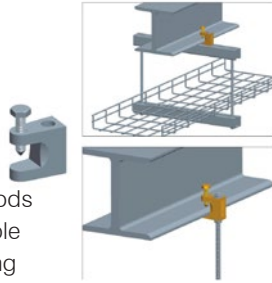
For terminating end of cable trays for users protection against sharp edges



I-Beam Mounting Clamp

CT0016-03

For attaching 3/8" threaded rods for hanging cable trays from ceiling



3/8" Threaded 3ft (1m) Rod

CT0011-03

For hanging cable tray directly to ceiling (Includes Anchor, Rod and (2) M10 Nuts)



Ceiling Hanging Bar Kit

4" CT0013-04-03
6" CT0013-06-03
8" CT0013-08-03
12" CT0013-12-03

For hanging cable tray directly to ceiling (Includes: (2) Anchors, (2) Rods, (4) M10 Nuts, and (1) Hanging Bar)



'L' Wall Bracket

4" CT0025-04-03
6" CT0025-06-03
8" CT0025-08-03
12" CT0025-12-03

For hanging cable tray directly to wall (Requires Mounting Anchor Bolts)



'V' Wall Bracket

4" CT0026-04
6" CT0026-06
8" CT0026-08
12" CT0026-12

For hanging cable tray directly to wall (Requires Mounting Anchor Bolts)



'T' Wall Bracket Kit

4" CT0022-04-02
6" CT0022-06-02
8" CT0022-08-02
12" CT0022-12-02

For hanging cable tray directly to wall. (Requires Mounting Anchor Bolts)



Flag Floor Stand

4" CT0029-04-03
6" CT0029-06-03
8" CT0029-08-03
12" CT0029-12-03

For mounting cable tray directly to floor (Requires Mounting Anchor Bolts)



Cabinet & Floor Stand

4" CT0017-04-03
6" CT0017-06-03
8" CT0017-08-03
12" CT0017-12-03

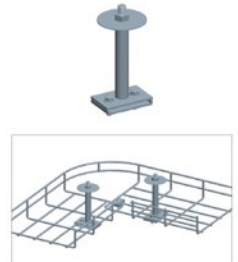
For mounting cable tray directly to cabinet top or floor (Requires Mounting Anchor Bolts)



Cable Roller Guide

CT0033-03

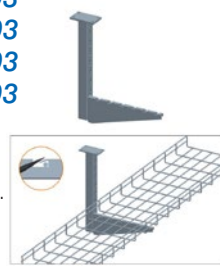
For protecting cables on corners and to maintain Cat5E/Cat6 compliance



Flag Ceiling Bracket

4" CT0028-04-03
6" CT0028-06-03
8" CT0028-08-03
12" CT0028-12-03

For hanging cable tray directly to ceiling. (Requires Mounting Anchor Bolts)



'T' Ceiling Hanger

CT0015-03

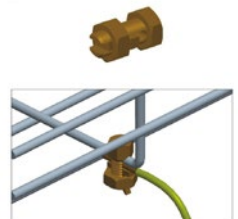
For hanging cable tray directly to ceiling. (Requires Mounting Anchor Bolts)



Copper Grounding Bolt

CT0039

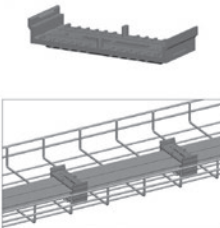
For attaching of cable tray ground wire to earth ground



Stackable Cable Guide Top (Gray)

CT0043


For channeling and organizing LAN cables in cable tray (Use with CT0044)



Cable Guide Bottom (Gray)

CT0044

For channeling and organizing LAN cables in cable tray (Use with CT0043)



Heavy Duty Bolt Cutter

CT0045

For cutting wire mesh cable tray to custom lengths and sizes



Cable Tray Essentials

Anchor Bolt

2 3/8" length **CT0046**



Flanged Hex Nut

M8 **CT0047-08-03**
M10 **CT0047-10-03**



M10 Hex Nut

CT0048-10-03



M8 Carriage Bolt

3/4" length **CT0049-820-03**



M10 Flanged Hex Bolt

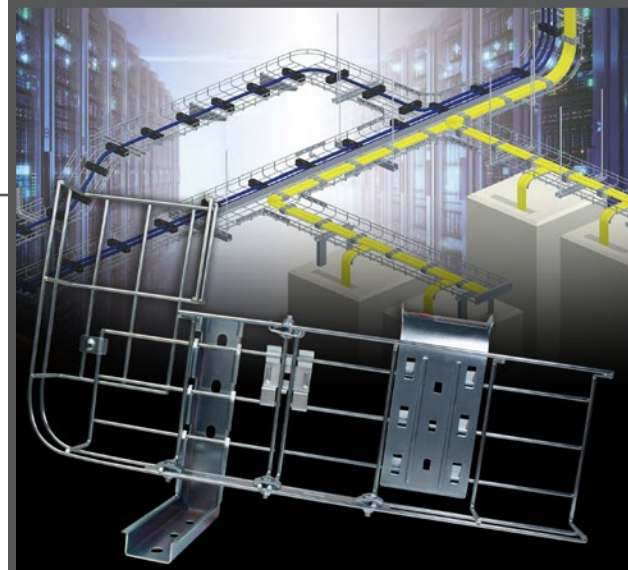

3/4" length **CT0050-1020-03**
2 1/2" length **CT0050-1065-03**



M10 Threaded Rod Coupler

1 1/2" length **CT0051-1040-03**

M10 Female to Female
Rod Extension



Distributed by:



Scan to go to
QuestManufacturing.net



Scan to watch
Cable Tray Video

Quest Manufacturing Corp.

www.QuestManufacturing.net
Toll Free 800.280.1067

Phone 305.513.8583
Fax 305.513.9675

