

14" & 21" Structured Media® Enclosures

APPLICATION

Leviton 14-inch and 21-inch Structured Media Enclosures make running cable and managing media both simple and cost effective. Designed to provide a central distribution point for home or small office technologies, the enclosures accommodate the distribution of voice, data, video, audio, security, and control applications.



SPECIFICATION

Enclosures shall be one-piece (excluding cover) boxes, made of 20-gauge, white powder-coated steel. They shall be flush mountable, with four wood screws (provided) on standard 16-inch center wall studs prior to drywall, or surface mountable after drywall installation. Each enclosure shall have a cutout to accommodate a single-gang J-Box power module, AC power module, or a Mini or Universal DC power supply. The enclosures shall include multiple knockouts on the top and bottom to support conduit up to two inches in diameter and facilitate cable routing and entry. The enclosure shall be cULus Listed and comply with ANSI/TIA-568-C, ANSI/TIA-570-B, and ANSI/TIA-607 standards.

WARRANTY INFORMATION

For a copy of Leviton product warranties, visit www.leviton.com/warranty.

FEATURES

- Cutout pattern in bottom accommodates AC power modules and DC power supplies
- Mounting slots on the enclosure simplify adjustment for different drywall depths (1/2 inch, 5/8 inch, and 3/4 inch)
- Enclosures may be surface or flush mounted
- Optional Flush-Mount Cover overlaps 3/4 inch to hide possible uneven drywall cuts around the enclosure
- Ships with a cardboard insert to help prevent drywall debris or paint overspray from entering the enclosure during the rough-in stage of installation
- Multiple knockouts on the top and bottom support conduit up to two inches in diameter and facilitate cable routing and entry
- Self-healing foam grommets protect cable bundles and prevent dust from entering the enclosure
- 14-inch enclosure includes optional ceiling-mount kit for installing in non-plenum drop-ceiling applications

IMPORTANT NOTES

- Flush mounting should precede drywall installation
- Enclosure not intended to be mounted in firewall applications
- Premium Hinged Vented Doors recommended when using active equipment inside enclosures
- For enterprise PON applications, recommended capacity of the 14-inch enclosure is one 32-leg passive optical splitter and three 12-port SC/APC adapter plates

STANDARDS COMPLIANCE

cULus Listed: ANSI/UL 1863 – Communication Circuit Accessories
ANSI/UL 985 – Household Fire-Warning System Units
ANSI/UL 1023 – Household Burglar-Alarm System Units
CAN/CSA C22.2 No. 182.4-M90 (R2010) – Plugs, Receptacles, and Connectors for Communication Systems

TIA standards: ANSI/TIA-568-C, ANSI/TIA-570-B, and ANSI/TIA-607

PHYSICAL SPECIFICATIONS

Dimensions: See page two
Materials: Enclosure: 20-gauge, white powder-coated steel
Covers: 18-gauge, white powder-coated steel
Capacity: Maximum of two full-sized distribution panels

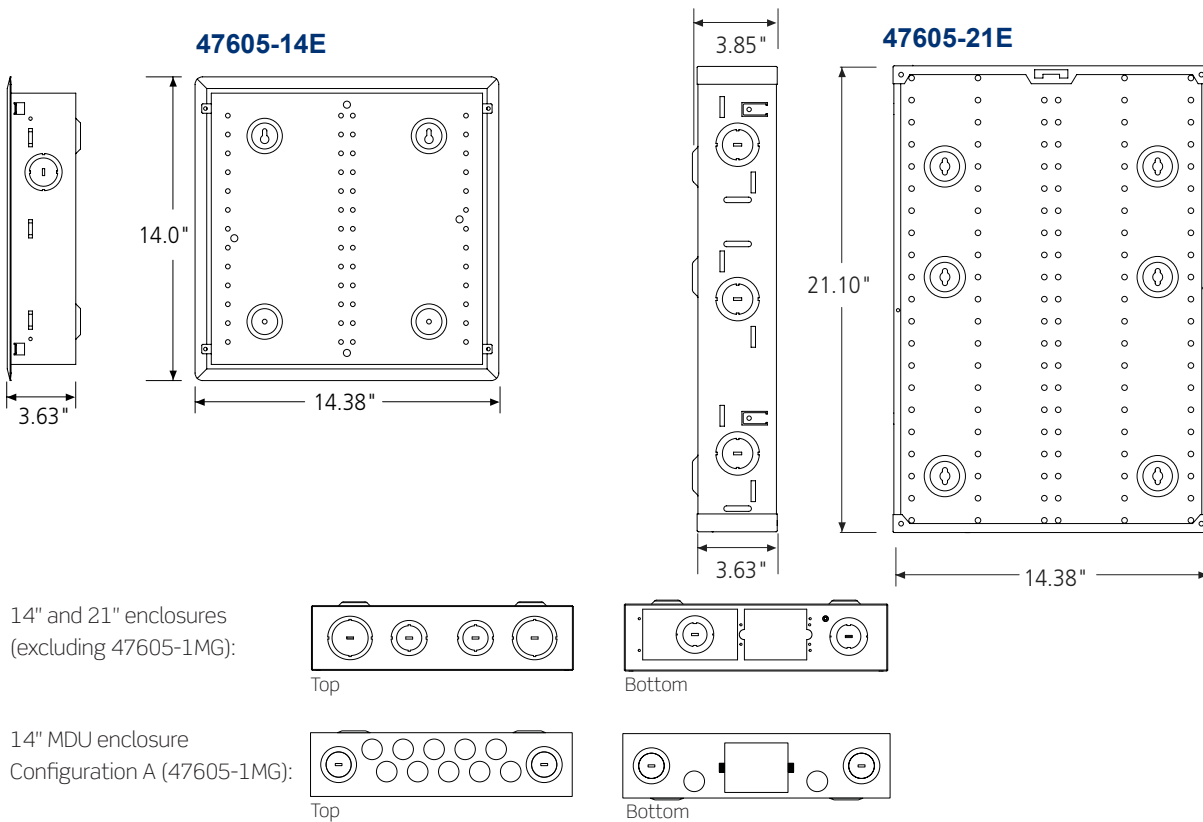
COUNTRY OF ORIGIN

Mexico

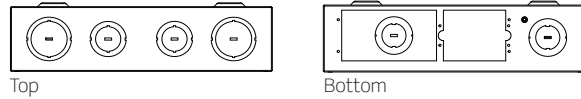
ELECTRONIC FILES

For CAD files, typical specs, or technical drawings (.DXF, .DWG), visit www.leviton.com.

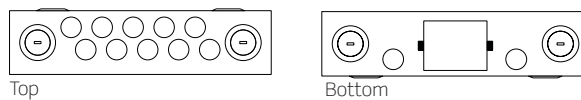
47605-14x, 47605-21x



14" and 21" enclosures
(excluding 47605-1MG):



14" MDU enclosure
Configuration A (47605-1MG):



Leviton 14" & 21" Structured Media® Enclosures, Covers, and Doors

Description	Part No.
14" Enclosure and Flush-Mount Cover, 15.32" (389.1 mm) H x 15.62" (396.7 mm) W x 3.68" (93.5 mm) D	47605-140
14" Enclosure only, 14.0" (355.6 mm) H x 14.38" (365.3 mm) W x 3.63" (91.4 mm) D	47605-14E
14" Multi Dwelling Unit Configuration A Enclosure and Flush-Mount Cover, 15.32" (389.1 mm) H x 15.62" (396.7 mm) W x 3.68" (93.5 mm) D	47605-1MG
14" Flush-Mount Cover, 15.32" (389.1 mm) H x 15.62" (396.7 mm) W x 0.20" (5.1 mm) D	47605-14C
14" Economy Hinged Door, 15.32" (389.1 mm) H x 15.62" (396.7 mm) W x 0.25" (6.4 mm) D	47605-14D
14" Premium Vented Hinged Door, 15.32" (389.1 mm) H x 15.62" (396.7 mm) W x 0.25" (6.4 mm) D	47605-14S
14" Enclosure only, job packed, 6 per pack, 14.0" (355.6 mm) H x 14.38" (365.3 mm) W x 3.60" (91.4 mm) D	47605-14G
14" Flush-Mount Cover only, job packed, 6 per pack 15.32" (389.1 mm) H x 15.62" (396.7 mm) W x 0.20" (5.1 mm) D	47605-14B
14" Ceiling-Mount Kit, .75" (19 mm) H x 23.68" (601.5 mm) W x 23.68" (601.5 mm) D	47612-CMK
21" Enclosure only, 21.10" (533.4 mm) H x 14.38" (365.3 mm) W x 3.63" (91.4 mm) D	47605-21E
21" Flush-Mount Cover, 22.35" (567.7 mm) H x 15.62" (396.7 mm) W x 0.20" (5.1 mm) D	47605-21C
21" Premium Vented Hinged Door, 22.35" (567.7 mm) H x 15.62" (396.7 mm) W x 0.25" (6.4 mm) D	47605-21S



Leviton Network Solutions
2222 - 222nd St. SE
Bothell, WA 98021-4416

Asia / Pacific
T +1.631.812.6228
E infoasean@leviton.com

Canada
T +1.514.954.1840
E pcservice@leviton.com

Caribbean
T +1.954.593.1896
E infoacaribbean@leviton.com

China
T +852.2774.9876
E infochina@leviton.com

Colombia
T +57.1.743.6045
E infocolombia@leviton.com

tel 1-800-824-3005
tel +1-425-486-2222
appeng@leviton.com
www.leviton.com

Europe
T +33.6.8869.1380
E infoeurope@leviton.com

India / SAARC
T +91.80.4322.5678
E infoindia@leviton.com

Mexico
T +52.55.5082.1040
E lsamarketing@leviton.com

Middle East & Africa
T +971.4.886.4722
E lmeinfo@leviton.com

South Korea
T +82.2.3273.9963
E infokorea@leviton.com