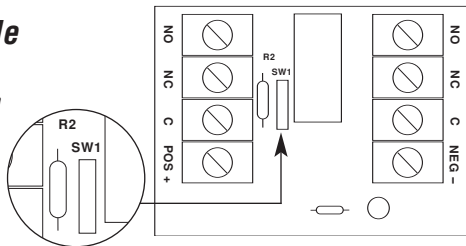
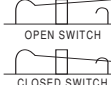


Specifications:

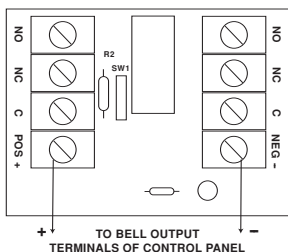
- 6VDC or 12VDC selectable operation.
- Open SW1 for 12VDC operation.
Close SW1 for 6VDC operation.
- Current draws: 120mA.
- 5 amp/220VAC or 28VDC DPDT contacts.
- Snap track mountable (order part # ST1).

Board Dimensions (approximate): 2.75"L x 2"W x 1"H

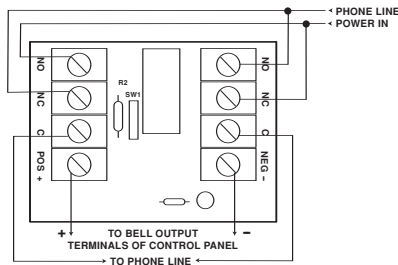
SW1 Clip Switch



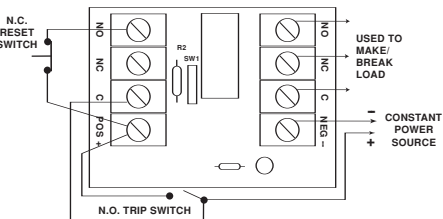
Dry Contacts



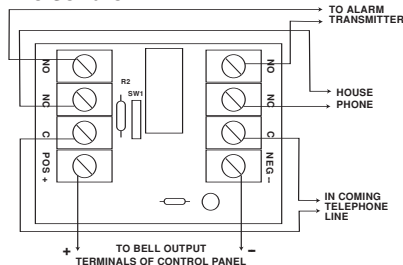
Polarity Reversal



Latching Dry Contacts



Line Seizure



Altronix is not responsible for any typographical errors. Product specifications are subject to change without notice.