



Cleerline SSF™ adapter plates are designed to provide a wide variety of adapter configurations in any LGX-118 compatible panel. These SSF™ adapter plates have a simple push-in design to fit SSF™ Rack Mount and Wall Mount enclosures, or other fiber enclosures, making it easy to add additional ports as needed.

A large selection of options are available, including high-density adapters.


















### FEATURES AND BENEFITS

- LGX-118 Compatible (1.15" x 5.10")
- For use in any LGX compatible Wall Mount or Rack Mount Enclosure
- CCH Compatible to LGX-118 Conversion Plate
- Zirconia ceramic sleeve
- Wide variety of Adapter options



### SPECIFICATIONS

Adapters	6-24, Blank
Adapter Configuration	Single, Duplex, Quad
Fiber Types	Single Mode: OS1 and OS2 / Multimode: OM3, OM4 (50 µm)
Sleeve Material	Zirconia ceramic
Dimensions	130 mm x 29.20 mm Distance between pins: 118 mm

IMAGE	PART NUMBER	TYPE	FIBER	PORT COLOR	PORTS
	SSF-LC12-MM-OM3-4	Duplex LC	OM3/OM4	Aqua	12
	SSF-LC24-MM-OM3-4	Quad LC	OM3/OM4	Aqua	24
	SSF-SC06-MM-OM3-4	SC	OM3/OM4	Aqua	6
	SSF-SC12-MM-OM3-4	Duplex SC	OM3/OM4	Aqua	12
	SSF-LC12-SM-OS2	Duplex LC	OS2	Blue	12
	SSF-LC24-SM-OS2	Quad LC	OS2	Blue	24
	SSF-SC06-SM-OS2	SC	OS2	Blue	6
	SSF-SC12-SM-OS2	Duplex SC	OS2	Blue	12
	SSF-LC12-SM-OS2-APC	Duplex LC	OS2	Green	12
	SSF-LC24-SM-OS2-APC	Quad LC	OS2	Green	24
	SSF-SC06-SM-OS2-APC	SC	OS2	Green	6
	SSF-SC12-SM-OS2-APC	Duplex SC	OS2	Green	12
	SSF-ST06-MM-SM	ST	OM2/OM3/OM4/ OS2	N/A	6
	SSF-ST08-MM-SM	ST	OM2/OM3/OM4/ OS2	N/A	8
	SSF-BLANK	N/A	N/A	N/A	0
	SSF-06BLANK	N/A	N/A	N/A	0
	SSF-SSCBLANK	N/A	N/A	N/A	0